

# 在FMC版本7.3+中實施回滾VDB版本

## 目錄

[簡介](#)

[必要條件](#)

[需求](#)

[採用元件](#)

[設定](#)

[初始配置](#)

[回滾流程](#)

[驗證](#)

[限制](#)

[相關資訊](#)

## 簡介

本檔案介紹將Secure Firewall Management Center(FMC)版本7.3及更新版本上的漏洞資料庫降級的過程。

## 必要條件

### 需求

本文件沒有特定需求。

### 採用元件

本文中的資訊係根據以下軟體和硬體版本：

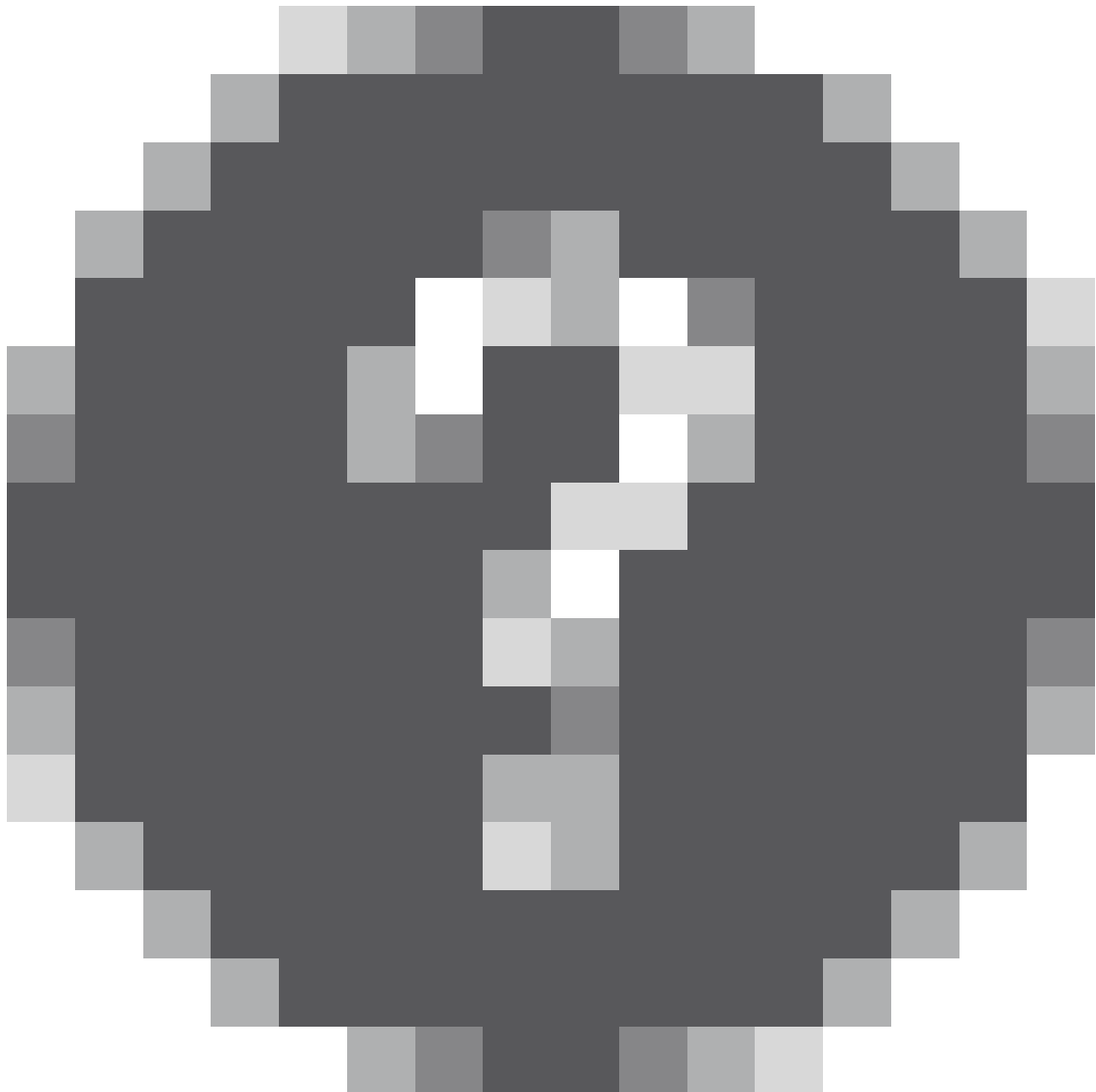
- 思科安全防火牆管理中心版本7.3 VDB 361

本文中的資訊是根據特定實驗室環境內的裝置所建立。文中使用到的所有裝置皆從已清除（預設）的組態來啟動。如果您的網路運作中，請確保您瞭解任何指令可能造成的影響。

## 設定

### 初始配置

在FMC GUI上，VDB版本在Main選單>



> 關於。

A screenshot of a Cisco management interface. The top navigation bar includes 'Analysis', 'Policies', 'Devices', 'Objects', 'Integration', 'Deploy', a search icon, a notification icon with '11', a settings gear, a help icon (a question mark in a blue circle), and an 'Admin' dropdown. The 'About' link in the left sidebar is highlighted with a red box. The help icon in the top right is also highlighted with a red box. Below the navigation bar, there are three sections: 'Product Content' with a link to 'Secure Firewall on Cisco.com', 'Tools' with links for 'Firepower Migration Tool' and 'Application Detectors', and 'On-screen Assistance' with links for 'Page-level Help' and 'How-Tos' (with a 'New' badge).



# Firewall Management Center

Version 7.3.0 (build 69)

Model	Secure Firewall Management Center for VMware
Serial Number	None
Snort Version	2.9.21 (Build 105)
Snort3 Version	3.1.36.1 (Build 101)
Rule Pack Version	2868
Module Pack Version	3244
LSP Version	lsp-rel-20230712-1621
VDB Version	build 361 (2022-11-15 19:57:46)
Rule Update Version	2023-07-12-002-vrt
Geolocation Update Version	Country Code: 2023-06-17-100, IP: 2023-06-17-100
OS	Cisco Firepower Extensible Operating System (FX-OS) 2.13.0 (build 198)
Hostname	firepower

For technical/system questions, email [tac@cisco.com](mailto:tac@cisco.com) phone: 1-800-553-2447 or 1-408-526-7209. Copyright 2004-2022, Cisco and/or its affiliates. All rights reserved.

Copy

Close


在CLI上，VDB版本通過命令獲取 `show version`。

```
<#root>
```

```
> show version
```

```
-----[ firepower ]-----  
Model : Secure Firewall Management Center for VMware (66) Version 7.3.0 (Build 69)  
UUID : e8f4b5de-4da1-11ed-b2ce-4637a3ef82f7  
Rules update version : 2023-07-12-002-vrt  
LSP version : lsp-rel-20230712-1621  
  
VDB version : 361
```

## 回滾流程



如果先前的VDB版本不再儲存在FMC上，請導航至 系統( ) > Updates > Product Updates > Available Updates > Upload Updates，從本地電腦中選擇VDB檔案，然後按一下Upload。

在FMC上傳VDB檔案後，舊版VDB（本例中為359版）會顯示新的Rollback圖示，而不是Install圖標。

按一下「回滾」按鈕。

Firewall Management Center  
System / Updates / Product Updates

Overview Analysis Policies Devices Objects Integration Deploy 🔍 ⚙️ 👤 admin 🔒 cisco SECURE

Product Updates Rule Updates Geolocation Updates

Download Updates Upload Update

Currently running software version: 7.3.0  
Currently installed VDB version: build 361 (2022-11-15 19:57:46)

Available Updates Readiness History Download updates

Type	Version	Date	Reboot	
Cisco Vulnerability And Fingerprint Database Updates	361	Tue Nov 15 19:59:36 UTC 2022	No	📄 🗑️
Cisco Vulnerability And Fingerprint Database Updates	359	Tue Oct 4 19:46:46 UTC 2022	No	📄 🗑️ 🔄

Rollback and Install

然後，勾選FMC覈取方塊並按一下安裝。

Firewall Management Center  
System / Updates / Product Updates

Overview Analysis Policies Devices Objects Integration Deploy 🔍 ⚙️ 👤 admin 🔒 **SECURE**

Product Updates Rule Updates Geolocation Updates

Currently running software version: 7.3.0

**Selected Update**

Type	Cisco Vulnerability And Fingerprint Database Updates
Version	359
Date	Tue Oct 4 19:46:46 UTC 2022
Reboot	No

By Group ▾

<input type="checkbox"/> Ungrouped (1 total)	Compatibility Check	Readiness Check Results	Readiness Check Completed	Estimated Upgrade Time	ⓘ
<input checked="" type="checkbox"/> <b>firepower</b> 10.10.10.19 - Secure Firewall Management Center for VMware v7.3.0	N/A			N/A	⚠️

Back Check Roadiness **Install**

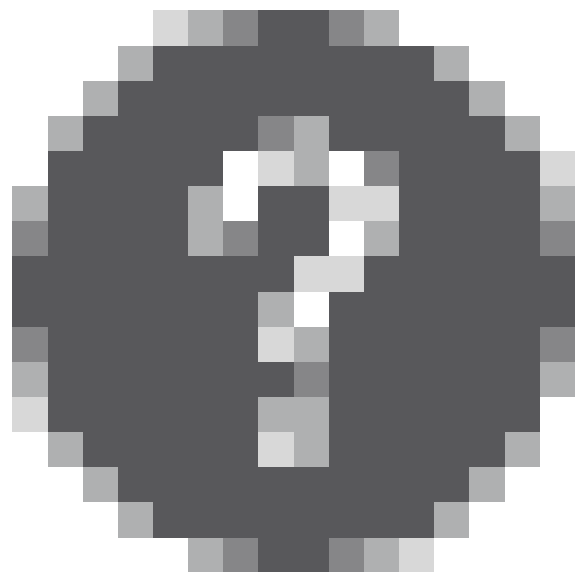
如果您在VDB回滾之後將更改部署到託管防火牆，則將顯示警告提示以通知您潛在的流量中斷。

## Warning

After you update the VDB, you must also deploy configuration changes, which might interrupt traffic inspection and flow.

**OK**

## 驗證



回滾任務完成後，可以在主選單>下確認VDB版本

>關於。

Local Install

Installing Cisco Vulnerability And Fingerprint Database Updates version: VDB-359  
Successfully Installed

1m 20s X

**CISCO SECURE**

# Firewall Management Center

Version 7.3.0 (build 69)

Model	Secure Firewall Management Center for VMware
Serial Number	None
Snort Version	2.9.21 (Build 105)
Snort3 Version	3.1.36.1 (Build 101)
Rule Pack Version	2868
Module Pack Version	3244
LSP Version	lsp-rel-20230712-1621
VDB Version	<b>build 359 (2022-10-04 19:44:54)</b>
Rule Update Version	2023-07-12-002-vrt
Geolocation Update Version	Country Code: 2023-06-17-100, IP: 2023-06-17-100
OS	Cisco Firepower Extensible Operating System (FX-OS) 2.13.0 (build 198)
Hostname	firepower

For technical/system questions, email [tac@cisco.com](mailto:tac@cisco.com) phone: 1-800-553-2447 or 1-408-526-7209. Copyright 2004-2022, Cisco and/or its affiliates. All rights reserved.

[Copy](#) [Close](#)

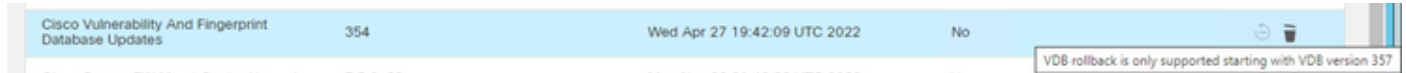
最後，回滾VDB後，需要部署策略以將新的VDB配置推送到FMC管理的防火牆。

FTD-Cluster System FTD A-1 Jul 19, 2023 7:00 PM Ready for Deployment

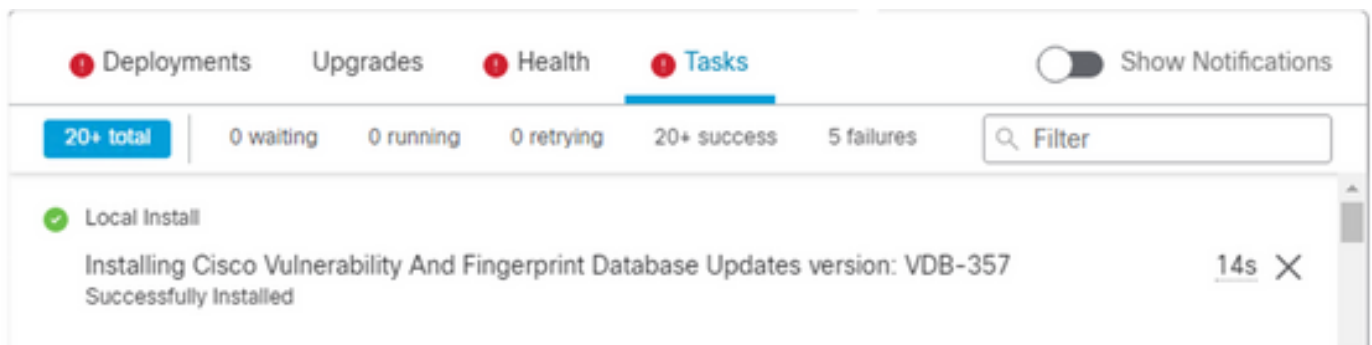
- Access Control Group
  - Access Control Policy: Blank System
- Security Updates
  - VDB: (Build 359 - 2022-10-04 19:44:54)

## 限制

- VDB rollback按鈕在FMC 7.3之前不可用。
- 您無法將VDB回滾到低於357的版本，如果將低於357的VDB版本上載到FMC，則回滾按鈕將呈灰色顯示。



- 如果VDB版本低於FMC的基本VDB版本，則會顯示已完成的成功回滾任務，但是，所顯示的VDB版本繼續顯示與之前的回滾嘗試相同。



**CISCO SECURE**

# Firewall Management Center

Version 7.3.0 (build 69)

Model	Secure Firewall Management Center for VMware
Serial Number	None
Snort Version	2.9.21 (Build 105)
Snort3 Version	3.1.36.1 (Build 101)
Rule Pack Version	2868
Module Pack Version	3244
LSP Version	lsp-rel-20230712-1621
VDB Version	<b>build 361 (2022-11-15 19:57:46)</b>
Rule Update Version	2023-07-12-002-vrt
Geolocation Update Version	Country Code: 2023-06-17-100, IP: 2023-06-17-100
OS	Cisco Firepower Extensible Operating System (FX-OS) 2.13.0 (build 198)
Hostname	firepower

For technical/system questions, email [tac@cisco.com](mailto:tac@cisco.com) phone: 1-800-553-2447 or 1-408-526-7209. Copyright 2004-2022, Cisco and/or its affiliates. All rights reserved.

[Copy](#) [Close](#)

在FMC CLI中，您可以確認發生這種情況，因為回滾目標版本低於基本FMC版本。這可在status.log檔案的FMC CLI上確認。

```
> expert
sudo su
cd /var/log/sf/vdb-4.5.0-<vdb number>/
cat status.log
```

```
root@firepower:/var/log/sf/vdb-4.5.0-357# cat status.log
state:running
ui:The install has begun.
ui:[ 0%] Running script pre/000_start.sh...
ui:[ 4%] Running script pre/010_check_versions.sh...
ui:[ 4%] Non-Fatal error: Non-Fatal error: Cannot rollback to version(357) lower than default VDB 358
ui:[ 4%] The install completed successfully.
ui:The install has completed.
state:finished
```



---

## 相關資訊

- [思科技術支援與下載](#)

## 關於此翻譯

思科已使用電腦和人工技術翻譯本文件，讓全世界的使用者能夠以自己的語言理解支援內容。請注意，即使是最佳機器翻譯，也不如專業譯者翻譯的內容準確。Cisco Systems, Inc. 對這些翻譯的準確度概不負責，並建議一律查看原始英文文件（提供連結）。