

从非集成迁移到集成对等CPP

目录

[简介](#)

[先决条件](#)

[要求](#)

[使用的组件](#)

[配置](#)

[配置](#)

[验证](#)

[故障排除](#)

[方案1：号码审计报告有错误](#)

[场景2：未完全迁移所有位置](#)

[场景3：号码审计报告失败](#)

简介

本文档介绍运营商级点对点从非集成的CCP公共交换电话网(PSTN)到集成的CCP公共交换电话网的迁移过程。

先决条件

要求

Cisco 建议您了解以下主题：

- 云互联提供商(CCP)Intellepeer非集成
- Webex呼叫组织呼叫功能的控制中心管理
- HTTP Archive(HAR) (Web浏览器交互日志)

使用的组件

本文档中的信息都是基于特定实验室环境中的设备编写的。本文档中使用的所有设备最初均采用原始 (默认) 配置。如果您的网络处于活动状态，请确保您了解所有命令的潜在影响。

配置

配置

步骤1:如果配置了任何非集成接口位置，则会显示Calling > PSTN菜单。在Calling > PSTN上，迁移横幅显示为：非集成到集成CPP迁移、完成迁移所需的操作、继续。

- 单击Continue，然后单击Action required to complete the migration。

Calling

Numbers Departments Locations Call Routing Features PSTN Service Settings Client Settings

Non-integrated to Integrated CCP migration Action required to complete migration Continue

Order ID	Order Date	Location	Type	Carrier	Status
395565	07/19/2022 10:41:16 AM GMT	INT CCP CA	New Numbers	IntelePeer (ATS integrated)	Provisioned
395451	07/13/2022 01:40:26 PM GMT	Int CCP 2	New Numbers	IntelePeer (ATS integrated)	Provisioned
395447	07/13/2022 12:42:54 PM GMT	Int CCP	New Numbers	IntelePeer (ATS integrated)	Provisioned

第二步：“号码”审计报告包含3个选项卡：1. 承运人不提供号码，请按2. WXC和3中无可用编号。配置不匹配。

- 如果其中任一选项卡上未显示错误，请单击Analyze and move forward按钮。

Non-Integrated CCP to Integrated CCP migration vidcast

1 Number audit report 2 Confirmation 3 Contract Information 4 Location Migration

Number audit report
Generated on 7/20/2022 at 1:50:32 PM Re-run report

How to resolve the errors?

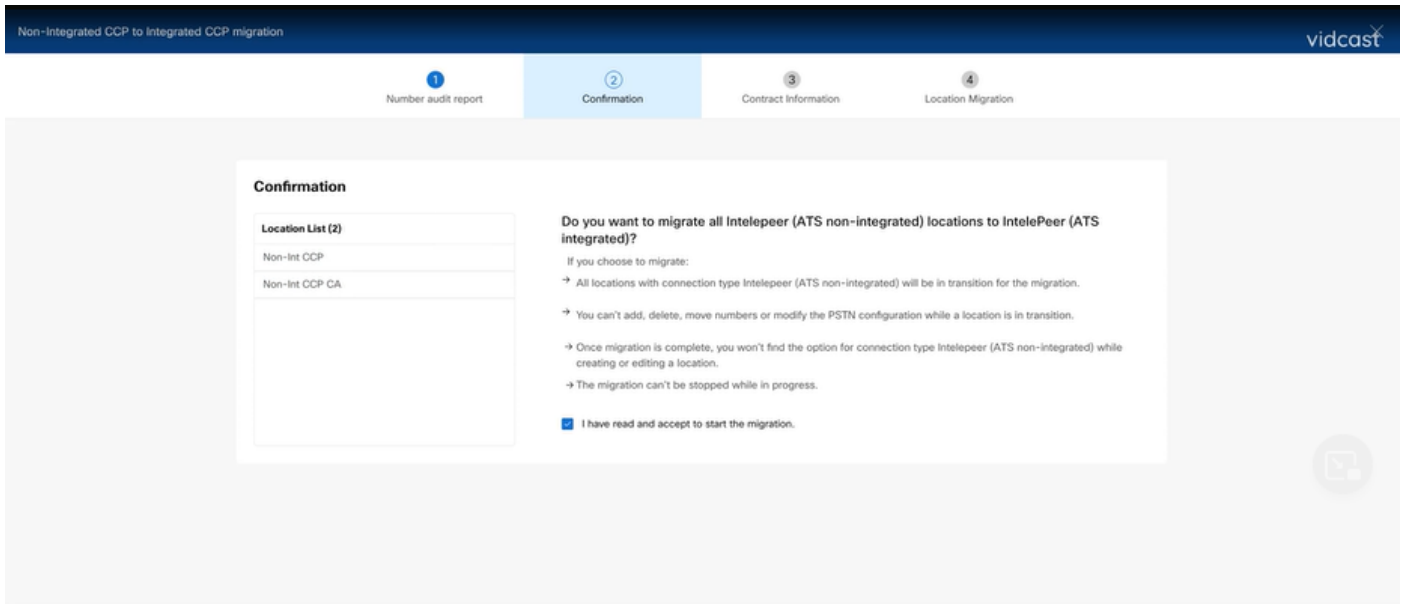
Numbers not available with carrier Numbers not available in WXC Configuration mismatch

No errors
Yay! All numbers are synchronized with this carrier.

Analyze and move forward

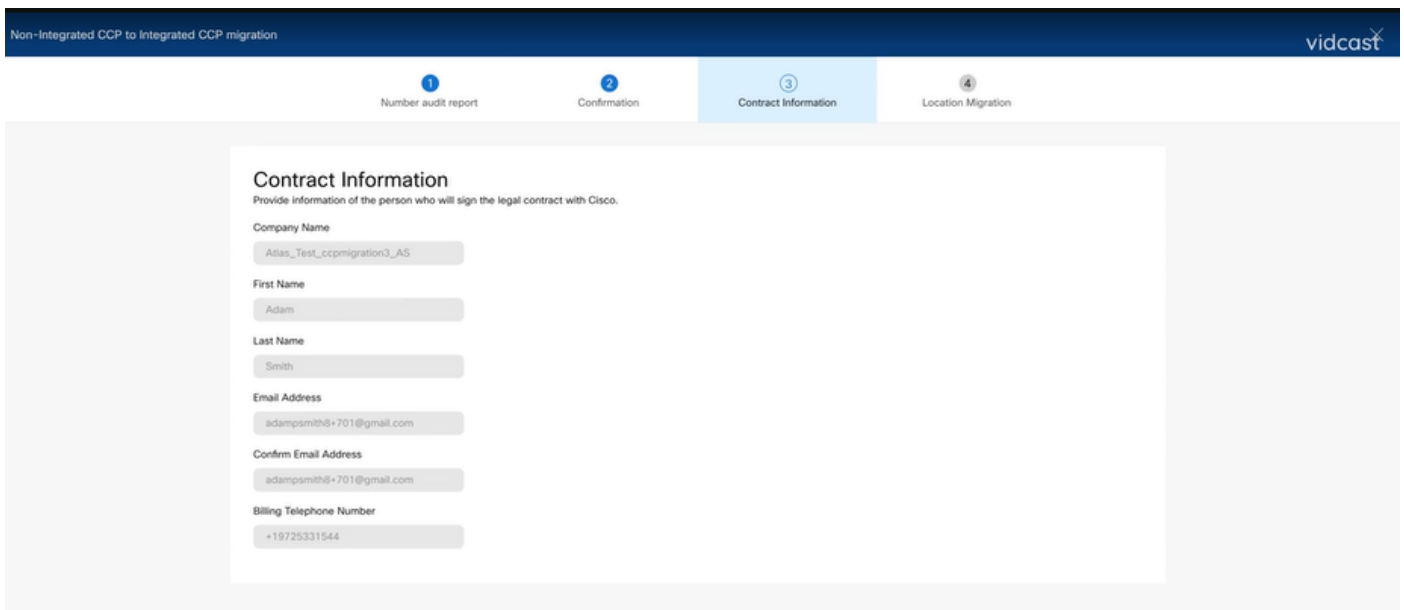
第三步：在Confirmation页面，您可以开始迁移非集成接口的位置。

- 单击I have read and accept (我已阅读并接受)开始迁移。
- 单击Start migration按钮。



第四步：系统将预填充“联系人信息”(Contact Information)页面。

- 单击 Next。



第五步：Location Migration页面列出非集成对等体位置。

- a.如果位置超过1，请选择第一个位置。
- b.点击验证地址。
- c.如果需要，应用建议地址。
- d.单击Migrate Now。
- e.迁移状态显示为“完成”。

- 1 Number audit report
- 2 Confirmation
- 3 Contract Information
- 4 Location Migration

In case of emergency, your local emergency responders use this address to locate the caller. You must add and validate an emergency service address for each location to complete the migration.

Locations (2)

- Non-Int CCP
- Non-Int CCP CA

Non-Int CCP

Address *
2300 E PRESIDENT GEORGE BUSH X
Street address line 2 (optional)

City/Town *
RICHARDSON X

State/Province/Region *
TX X

Zip/Postal code *
75082 X

Country/Region
United States of America

Validate Address Migrate Now

Close

- 1 Number audit report
- 2 Confirmation
- 3 Contract Information
- 4 Location Migration

migration.

Locations (2)

- Non-Int CCP
- Non-Int CCP CA

Non-Int CCP

Address *
2300 E PRESIDENT GEORGE BUSH X
Street address line 2 (optional)

City/Town *
RICHARDSON X

State/Province/Region *
TX X

Zip/Postal code *
75082 X

Country/Region
United States of America

Validate Address Migrate Now

Suggested Address

We couldn't validate your entered address.

Did you mean:

2300 E PRESIDENT GEORGE BUSH HWY
RICHARDSON
75082

Apply

Close

1
Number audit report2
Confirmation3
Contract Information4
Location Migration

migration.

Locations (2)

Non-Int CCP

Non-Int CCP CA

Non-Int CCP

Address *

2300 E PRESIDENT GEORGE BUSH X

Street address line 2 (optional)

City/Town *

RICHARDSON X

State/Province/Region *

TX X

Zip/Postal code *

75082 X

Country/Region

United States of America

Validate Address Migrate Now

Suggested Address

We couldn't validate your entered address.
Did you mean:

2300 E PRESIDENT GEORGE BUSH HWY
RICHARDSON
75082

Apply

Close

1
Number audit report2
Confirmation3
Contract Information4
Location Migration

Emergency Service Address

In case of emergency, your local emergency responders use this address to locate the caller. You must add and validate an emergency service address for each location to complete the migration.

Locations (2)

Non-Int CCP

Non-Int CCP CA

Non-Int CCP

Migration status : Complete

Saved Emergency Service Address

2300 E PRESIDENT GEORGE BUSH HWY
RICHARDSON
75082

Close

第六步：对剩余的任何非集成接口位置重复步骤5 a-e。

步骤 7.将所有位置迁移到Integrated IntellePeer后，单击Close。

1
Number audit report2
Confirmation3
Contract Information4
Location Migration**Emergency Service Address**

In case of emergency, your local emergency responders use this address to locate the caller. You must add and validate an emergency service address for each location to complete the migration.

Locations (2)

- Non-Int CCP
- Non-Int CCP CA

Non-Int CCP CA

Migration status : Complete

Saved Emergency Service Address

595 BARRARD ST
STE 2123 BENTALL 3
VANCOUVER
V7X 1J1



Close

验证

如果不再有任何非集成接口位置，则在配置的第7步之后，迁移标语在Calling > PSTN菜单上不再可见。

- Overview
- Getting Started Guide
- Alerts center
- MONITORING
- Analytics
- Troubleshooting
- Reports
- MANAGEMENT
- Users
- Workspaces
- Devices
- Apps
- Account
- Organization Settings
- SERVICES
- Updates & Migrations
- Messaging
- Meeting
- Calling
- Connected UC
- Atlas_Test_ccpmigration3_AS

Calling

Numbers
Departments
Locations
Call Routing
Features
PSTN
Service Settings
Client Settings

All

Order ID	Order Date	Location	Type	Carrier	Status
395565	07/19/2022 10:41:16 AM GMT	INT CCP CA	New Numbers	IntelePeer (ATS integrated)	Provisioned
395451	07/13/2022 01:40:26 PM GMT	Int CCP 2	New Numbers	IntelePeer (ATS integrated)	Provisioned
395447	07/13/2022 12:42:54 PM GMT	Int CCP	New Numbers	IntelePeer (ATS integrated)	Provisioned

故障排除

方案1：号码审计报告有错误

- 例如，承运人不能提供号码中的错误。

①
Number audit report②
Confirmation③
Contract Information④
Location Migration

Number audit report

Generated on 7/21/2022 at 1:20:09 PM

Re-run report ▾

How to resolve the errors?

Numbers not available with carrier Numbers not available in WXC Configuration mismatch

🔍 Search number, location

Filter

2 Numbers

Export all

Number	Location	User Assignment
+14505463487	Non INT CCP CA	Unassigned
+14505463497	Non INT CCP CA	Unassigned

Analyze and move forward

- 必须按照“Number Audit Report”页中可展开的“**How to resolve the errors?**”下拉菜单上提供的说明解决错误。

①
Number audit report②
Confirmation③
Contract Information④
Location Migration

Number audit report

Generated on 7/21/2022 at 1:20:09 PM

Re-run report ▾

How to resolve the errors?

- Error** Numbers not available with carrier
 - Multiple accounts You may see additional numbers due to multiple accounts. If multiple accounts exist, contact IntelPeer to merge them and rerun the report.
 - Unassigned numbers Delete the numbers from the **Numbers** tab in Control Hub and re-run the report.
 - Additional numbers Unassign and delete the numbers from the **Numbers** tab in Control Hub and re-run the report.
- Error** Numbers not available in Webex Calling
 - You can contact the carrier to delete or buy these numbers, then rerun the report. Otherwise you can use the **Rerun & Synchronize** button to sync the numbers in Control Hub, without any location assigned, to resolve the error.
- Error** Configuration mismatch
 - Select **Rerun & Synchronize** to synchronize these numbers to Control Hub. The mismatch will be corrected on synchronization and you will see these numbers on the **Numbers** tab in Control Hub.

Analyze and move forward

- 解决错误后，运行“重新运行并同步”按钮。

①
Number audit report②
Confirmation③
Contract Information④
Location Migration**Number audit report**

Generated on 7/21/2022 at 1:20:09 PM

Re-run report ^

Rerun

Rerun and Synchronize

How to resolve the errors?

Error Numbers not available with carrier

- Multiple accounts You may see additional numbers due to multiple accounts. If multiple accounts exist, contact IntelPeer to merge them and rerun the report.
- Unassigned numbers Delete the numbers from the **Numbers** tab in Control Hub and re-run the report.
- Additional numbers Unassign and delete the numbers from the **Numbers** tab in Control Hub and re-run the report.

Error Numbers not available in Webex Calling

You can contact the carrier to delete or buy these numbers, then rerun the report. Otherwise you can use the Rerun & Synchronize button to sync the numbers in Control Hub, without any location assigned, to resolve the error.

Error Configuration mismatch

Select Rerun & Synchronize to synchronize these numbers to Control Hub. The mismatch will be corrected on synchronization and you will see these numbers on the **Numbers** tab in Control Hub.

Numbers not available with carrier Numbers not available in WXC Configuration mismatch

Analyze and move forward

- 这使“分析和前进”按钮可以继续迁移过程。

①
Number audit report②
Confirmation③
Contract Information④
Location Migration**Generating the number audit report**

It may take some time to generate the report. You may wait or come back later.

Analyze and move forward

Non-Integrated CCP to Integrated CCP migration vidcast


① Number audit report ② Confirmation ③ Contract Information ④ Location Migration

Number audit report

Generated on 7/21/2022 at 1:27:14 PM Re-run report ▾

How to resolve the errors? ▾

Numbers not available with carrier Numbers not available in WXC Configuration mismatch



No errors
Yay! No numbers have a configuration mismatch.

[Analyze and move forward](#)

Non-Integrated CCP to Integrated CCP migration vidcast

① Number audit report ② Confirmation ③ Contract Information ④ Location Migration

Confirmation

Location List (1)
Non INT CCP CA

Do you want to migrate all Intelpeer (ATS non-integrated) locations to IntelPeer (ATS integrated)?

If you choose to migrate:

- All locations with connection type Intelpeer (ATS non-integrated) will be in transition for the migration.
- You can't add, delete, move numbers or modify the PSTN configuration while a location is in transition.
- Once migration is complete, you won't find the option for connection type Intelpeer (ATS non-integrated) while creating or editing a location.
- The migration can't be stopped while in progress.

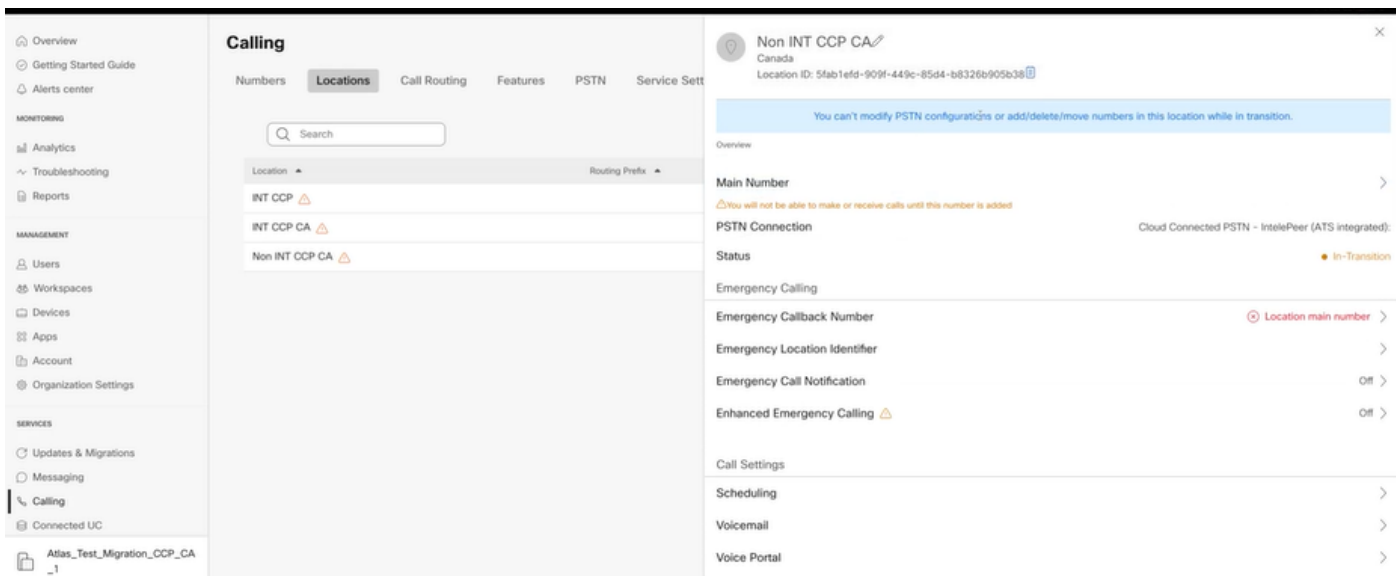
I have read and accept to start the migration.

[Start migration](#)

如果“号码稽核报表”中仍然存在错误，请重新创建问题并生成HAR文件。
联系思科TAC并提供HAR文件以供审核。

场景2：未完全迁移所有位置

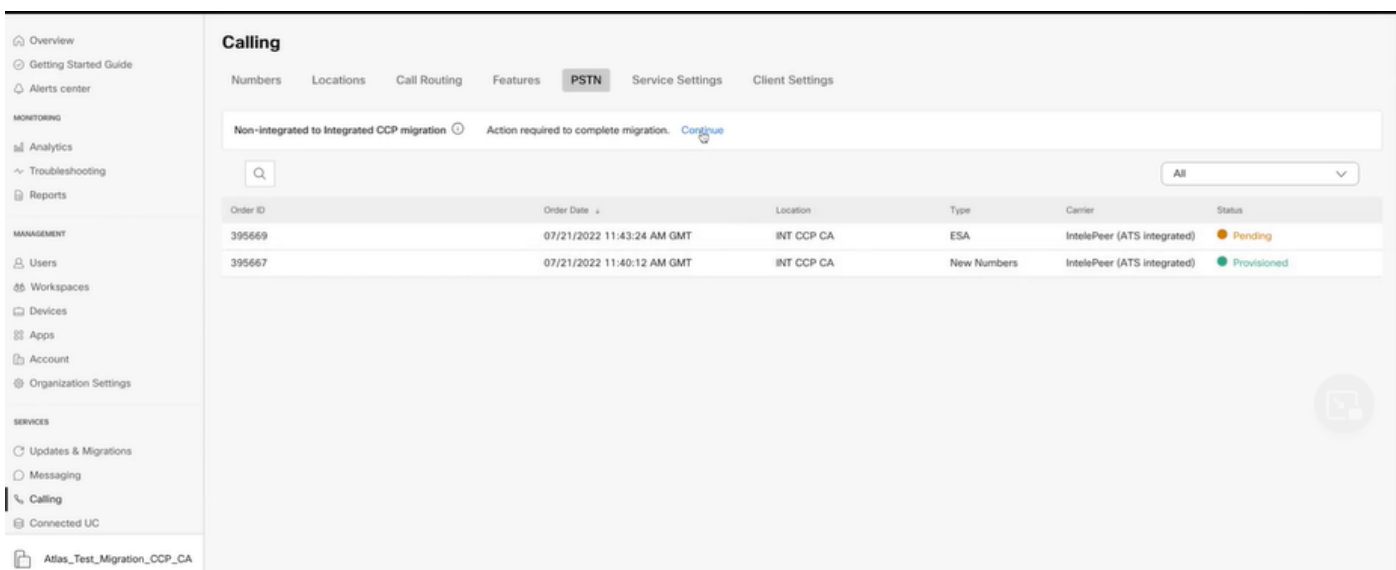
- 在这种情况下，迁移过程被视为处于待定状态，所有未集成的位置都标记为处于过渡状态。
- 您无法编辑这些位置的PSTN配置；没有与这些位置关联的添加/移动/删除号码。



- 必须按照配置步骤1至7继续迁移，以便迁移标语在配置步骤7之后不再显示在Calling > PSTN菜单中。

场景3：号码审计报告失败

- 迁移编号审核报告启动后，在生成报告时出现错误，报告消息。



- 选择重试按钮以开始“编号”和“审核”报告流程。但在生成报告时，也会因错误而失败。

Calling

Numbers Locations Call Routing Features **PSTN** Service Settings Client Settings

Non-integrated to Integrated CCP migration ⓘ Action required to complete migration. [Continue](#)


Search: [] Filter: All

Order ID	Order Date	Location	Type	Carrier	Status
395669	07/21/2022 11:43:24 AM GMT	INT CCP CA	ESA	IntelePeer (ATS Integrated)	Pending
395667	07/21/2022 11:40:12 AM GMT	INT CCP CA	New Numbers	IntelePeer (ATS Integrated)	Provisioned

Atlas_Test_Migration_CCP_CA

Non-Integrated CCP to Integrated CCP migration vidcast

1 Number audit report 2 Confirmation 3 Contract Information 4 Location Migration



Error while generating the report

We encountered an error. You may try again or contact support.

[Try Again](#)

Analyze and move forward

在这种情况下，请重新创建问题并生成HAR文件。
联系思科TAC并提供HAR文件以供审核。

以下链接提供了获取重现问题的HAR文件的相关信息：
<https://help.webex.com/en-us/WBX9000028670/How-Do-I-Generate-a-HAR-File-for-Troubleshooting-Browser-Issues>

根据链接中的说明启用HAR跟踪，重新创建问题，重新创建问题后，保存HAR文件。

关于此翻译

思科采用人工翻译与机器翻译相结合的方式将此文档翻译成不同语言，希望全球的用户都能通过各自的语言得到支持性的内容。

请注意：即使是最好的机器翻译，其准确度也不及专业翻译人员的水平。

Cisco Systems, Inc. 对于翻译的准确性不承担任何责任，并建议您总是参考英文原始文档（已提供链接）。