

# Verificar o MPLS nos Switches Catalyst 9000

## Contents

[Introduction](#)

[Prerequisites](#)

[Requirements](#)

[Componentes Utilizados](#)

[Informações de Apoio](#)

[Terminology](#)

[Configurar e verificar](#)

[Cenário 1. L3VPN com adjacência de salto único no núcleo MPLS](#)

[Detalhes da configuração](#)

[Verificação básica](#)

[Programação de prefixo](#)

[Programação de rótulo do VPNv4](#)

[Programação de etiqueta LDP](#)

[Cenário 2. L3VPN com ECMP entre PEs e roteadores P](#)

[Detalhes da configuração](#)

[Validação básica](#)

[Programação de prefixo](#)

[Programação de rótulo do VPNv4](#)

[Programação de etiqueta LDP](#)

[Solucionar problemas de escala de hardware](#)

[Syslogs de hardware MPLS](#)

[Comandos de validação de hardware](#)

[Rótulo MPLS e limite de escala IPv4 e correção](#)

[Comandos para TAC](#)

[Informações Relacionadas](#)

## Introduction

Este documento descreve como configurar e validar Multiprotocol Label Switching (MPLS) Layer 3 Virtual Private Network (VPN) nos switches da série Catalyst 9000.

## Prerequisites

## Requirements

A Cisco recomenda que você tenha conhecimento destes tópicos:

- Encaminhamento de IP
- BGP (Border Gateway Protocol)

- MPLS

## Componentes Utilizados

As informações neste documento são baseadas nestas versões de software e hardware:

- C9500 no Cisco IOS® XE 16.12.4
- C9300 no Cisco IOS® XE 16.12.4
- C3850 no Cisco IOS® XE 16.9.6

The information in this document was created from the devices in a specific lab environment. All of the devices used in this document started with a cleared (default) configuration. Se a rede estiver ativa, certifique-se de que você entenda o impacto potencial de qualquer comando.

## Informações de Apoio

As VPNs de Camada 3 do MPLS (L3VPN) usam um modelo ponto-a-ponto que usa o BGP para distribuir informações relacionadas à VPN. Uma VPN MPLS consiste em um conjunto de sites que são interconectados por meio de uma rede central de provedor MPLS. Em cada local do cliente, um ou mais dispositivos de borda do cliente (CE) se conectam a um ou mais dispositivos de borda (PE).

No roteamento convencional da camada 3, à medida que um pacote atravessa a rede, cada switch extrai todas as informações relevantes para encaminhar o pacote do cabeçalho da camada 3. Essas informações são usadas como um índice para uma pesquisa na tabela de roteamento para determinar o próximo salto do pacote.

No caso mais comum, o único campo relevante no cabeçalho é o campo de endereço de destino, mas em alguns casos, outros campos de cabeçalho também podem ser relevantes. Como resultado, a análise do cabeçalho deve ser feita independentemente em cada switch pelo qual o pacote passa. Além disso, uma consulta complicada da tabela também deve ser feita em cada switch.

Na comutação de rótulo, a análise do cabeçalho da Camada 3 é feita apenas uma vez. O cabeçalho da Camada 3 é mapeado em um comprimento fixo, um valor não estruturado chamado **alabel**.

Muitos cabeçalhos diferentes podem mapear para o mesmo rótulo, desde que esses cabeçalhos sempre resultem na mesma escolha do próximo salto. Na verdade, um rótulo representa uma **classe de equivalência de encaminhamento** (FEC) ou seja, um conjunto de pacotes que, por mais diferentes que sejam, podem ser indistinguíveis pela função de encaminhamento.

A escolha inicial de um rótulo não precisa se basear exclusivamente no conteúdo do cabeçalho do pacote da Camada 3; por exemplo, as decisões de encaminhar pacotes em saltos subsequentes também podem ser baseadas em outros fatores.

Quando um rótulo é atribuído, um cabeçalho de rótulo curto é adicionado na parte frontal do pacote da Camada 3. Esse cabeçalho é transportado pela rede como parte do pacote. Em saltos subsequentes em cada switch MPLS na rede, os rótulos são trocados e as decisões são tomadas por meio da pesquisa da tabela de encaminhamento MPLS para o rótulo transportado no

cabeçalho do pacote. Portanto, o cabeçalho do pacote não precisa ser reavaliado durante o trânsito do pacote pela rede. Como o rótulo é de comprimento fixo e não estruturado, o processo de pesquisa da tabela de encaminhamento MPLS é simples e rápido.

Cada roteador de switching de rótulo (LSR) na rede toma uma decisão independente e local sobre qual valor de rótulo usar para representar uma classe de equivalência de encaminhamento. Essa associação é conhecida como associação de rótulo. Cada LSR informa aos seus vizinhos sobre os vínculos de rótulo que fez. Essa consciência das associações de rótulo por switches vizinhos é facilitada por estes protocolos:

- Protocolo de Distribuição de Rótulo (LDP - Label Distribution Protocol) - Permite que LSRs pares em uma rede MPLS troquem informações de rótulo para suportar encaminhamento salto a salto em uma rede MPLS
- Border Gateway Protocol (BGP) - Usado para suportar VPNs (Virtual Private Networks) MPLS

Quando um pacote rotulado é enviado do LSR A ao LSR B, o valor do rótulo transportado pelo pacote IP é o valor do rótulo que o LSR B atribuiu para representar a classe de equivalência de encaminhamento do pacote. Assim, o valor do rótulo muda conforme o pacote IP atravessa a rede.

## Como usar este guia

O guia é dividido em dois cenários e uma seção de validação da escala de hardware é apresentada no final do documento:

- adjacência de salto único dentro do núcleo MPLS
- Adjacências de multi-caminho de custo igual (ECMP) dentro do núcleo MPLS
- como verificar o uso de TCAM para problemas de escala

Cada cenário abrange a verificação de prefixos e rótulos para cada dispositivo MPLS.

## Terminology

<b>MPLS</b>	Multi-Protocol Label Switching	Uma tecnologia de encaminhamento de pacotes de alto desempenho que integra o desempenho e os recursos de gerenciamento de tráfego da comutação da camada de enlace de dados (Camada 2) com a escalabilidade, flexibilidade e desempenho do roteamento da camada de rede (Camada 3).
<b>PE</b>	Borda do provedor (switch/roteador)	O dispositivo de borda da rede do provedor que recebe prefixos IP de um cliente CE e os passa para a nuvem MPLS.
<b>CE</b>	Borda do cliente (switch/roteador)	Um dispositivo nas instalações do cliente conectado ao roteador de borda provedor de uma rede IP/MPLS do provedor de serviços.
<b>LDP</b>	protocolo RDP	O LDP é um protocolo que gera e troca automaticamente rótulos entre roteadores. Cada roteador gera localmente rótulos para seus prefixos e anuncia os valores de rótulo para seus vizinhos.
<b>LSPA</b>	Rótulo de matriz de caminho do switch	O conjunto de rótulos para alcançar um destino MPLS específico. Em um L3VPN típico, você pode ter o rótulo IGP + VPN. Se houver um túnel TE, v terá o rótulo TE + IGP + VPN. O Catalyst 9000 pode suportar até 6 rótulos nesse conjunto de rótulos é chamado de LSPA.
<b>ID da pilha de etiquetas</b>	ID da pilha de etiquetas	R índice exclusivo para identificar uma pilha de rótulos (umPermite o compartilhamento LSPA).

Rótulo	Rótulo	O rótulo MPLS usado para pesquisa. Vários rótulos formam uma pilha de rótulos.
ID do prefixo	Identificador de prefixo	O Catalyst 9000 cria um recurso global para cada prefixo (há tantas IDs de prefixo quanto há rotas no caso de alocação de rótulo por prefixo).
EM	Correspondência exata	Uma entrada na memória Hash que é uma correspondência 1:1 (rota de host diretamente conectado).
LPM	Maior correspondência de prefixo	Qualquer rota que seja /31 ou menor (as rotas /32 são do tipo EM).
TCAM	Memória ternária endereçável de conteúdo	Um tipo de memória que armazena e consulta entradas com três entradas diferentes: 0, 1 e X. Esse tipo de memória deve ser usado nos casos em que pode haver várias correspondências para a mesma entrada, e o Hash resultante para cada uma não é exclusivo. <b>Esta tabela inclui uma máscara ou um valor que lhe permite saber se corresponde ou não a esta entrada.</b>
CAM	Memória endereçável de conteúdo	Termo geral para memória de hardware (Hash/TCAM).
RIB	Base de informações de roteamento	a tabela de roteamento vista em 'show ip route'
FIB	Base de informações de Encaminhamento	tabela simplificada com prefixos adicionados pelas tabelas RIB e ARP com ponteiro para a tabela ADJ
Diretamente conectado	Rota diretamente conectada	Um prefixo de host conectado localmente (ARP adjacente)
Conectado Indiretamente	Rota conectada indiretamente	Uma rota que passa por um próximo salto remoto para alcançar
ADJ	Adjacência (tabela)	armazena informações do próximo salto usadas para reescrever pacotes
EM	Correspondência exata	Hosts conectados, prefixos de host /32 indiretos
TCAM	Memória ternária endereçável de conteúdo	Prefixos indiretos /31 ou menores
ALIMENTAÇÃO	Driver do mecanismo de encaminhamento	A camada ASIC (hardware)
FMAN-FP	Gerenciador de encaminhamento - Plano de encaminhamento	O FMAN-FP gerencia objetos de software que adicionam, excluem ou modificam informações do FED
SI	Índice da estação	Índice da estação = informação de reescrita de pacote (RI = Rewrite Index)
RI	Reescrever índice	informações de interface de saída (DI = Destination Index)
DI	Índice de	Informações de regravação de endereço MAC para encaminhamento da camada 3 para a adjacência do próximo salto
		Índice que aponta para a interface de saída

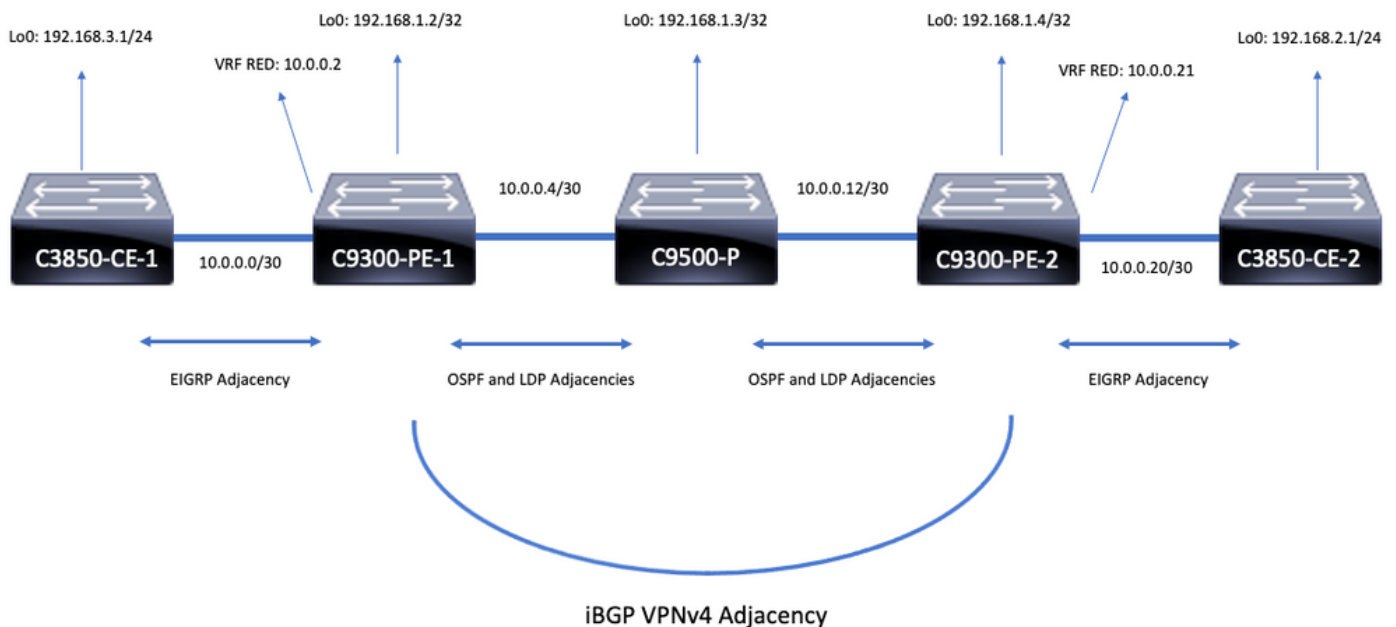
destino

## Configurar e verificar

### Cenário 1. L3VPN com adjacência de salto único no núcleo MPLS

#### Topologia de referência

Para a finalidade deste exemplo, os switches Catalyst 9300 funcionam como dispositivos PE, o Catalyst 9500 na função Virtual Stackwise como o dispositivo P e os switches Catalyst 3850 funcionam como dispositivos CE.



#### Detalhes da configuração

##### Configuração do C3850-CE-1

```
hostname C3850-CE-1
!
interface Loopback0
ip address 192.168.3.1 255.255.255.0
!
interface TenGigabitEthernet1/0/1
no switchport
ip address 10.0.0.1 255.255.255.252
!
router eigrp 420
network 10.0.0.0 0.0.0.3
network 192.168.3.0 0.0.0.255
eigrp stub connected summary
!
ip route 0.0.0.0 0.0.0.0 10.0.0.2
```

## Configuração do C9300-PE-1

```
hostname C9300-PE-1
!
ip vrf RED
rd 69:69
route-target export 69:69
route-target import 69:69
!
mpls ldp explicit-null
!
interface Loopback0
ip address 192.168.1.2 255.255.255.255
!
interface GigabitEthernet1/0/1
no switchport
ip vrf forwarding RED
ip address 10.0.0.2 255.255.255.252
!
interface GigabitEthernet1/0/2
no switchport
ip address 10.0.0.5 255.255.255.252
!
router eigrp 420
!
address-family ipv4 vrf RED
network 10.0.0.0 0.0.0.3
autonomous-system 420
exit-address-family
!
router ospf 420
network 0.0.0.0 255.255.255.255 area 0
mpls ldp autoconfig
!
router bgp 69420
bgp log-neighbor-changes
neighbor 192.168.1.4 remote-as 69420
neighbor 192.168.1.4 update-source Loopback0
!
address-family vpnv4
neighbor 192.168.1.4 activate
neighbor 192.168.1.4 send-community extended
exit-address-family
!
address-family ipv4 vrf RED
redistribute eigrp 420
exit-address-family
```

## Configuração do C9500-P

```
hostname C9500-P
!
interface Loopback0
ip address 192.168.1.3 255.255.255.255
!
interface TenGigabitEthernet1/0/1
no switchport
ip address 10.0.0.6 255.255.255.252
!
interface TenGigabitEthernet1/0/2
no switchport
```

```
ip address 10.0.0.13 255.255.255.252
!  
router ospf 420  
network 0.0.0.0 255.255.255.255 area 0  
mpls ldp autoconfig
```

## Configuração do C9300-CE-2

```
hostname C9300-PE-2  
!  
ip vrf RED  
rd 69:69  
route-target export 69:69  
route-target import 69:69  
!  
mpls ldp explicit-null  
!  
interface Loopback0  
ip address 192.168.1.4 255.255.255.255  
!  
interface GigabitEthernet2/0/1  
no switchport  
ip vrf forwarding RED  
ip address 10.0.0.21 255.255.255.252  
!  
interface GigabitEthernet2/0/2  
no switchport  
ip address 10.0.0.14 255.255.255.252  
!  
router eigrp 400  
!  
address-family ipv4 vrf RED  
network 10.0.0.20 0.0.0.3  
autonomous-system 400  
exit-address-family  
!  
router ospf 420  
network 0.0.0.0 255.255.255.255 area 0  
mpls ldp autoconfig  
!  
router bgp 69420  
bgp log-neighbor-changes  
neighbor 192.168.1.2 remote-as 69420  
neighbor 192.168.1.2 update-source Loopback0  
!  
address-family vpnv4  
neighbor 192.168.1.2 activate  
neighbor 192.168.1.2 send-community extended  
exit-address-family  
!  
address-family ipv4 vrf RED  
redistribute eigrp 400  
exit-address-family
```

## Configuração do C3850-CE-2

```
hostname C3850-CE-2  
!  
interface Loopback0  
ip address 192.168.2.1 255.255.255.0  
!  
interface TenGigabitEthernet2/0/1
```

```
no switchport
ip address 10.0.0.22 255.255.255.252
!
router eigrp 400
network 10.0.0.20 0.0.0.3
network 192.168.2.0 0.0.0.255
eigrp stub connected summary
!
ip route 0.0.0.0 0.0.0.0 10.0.0.21
```

## Verificação básica

Antes da validação da programação MPLS, há requisitos básicos que precisam ser validados:

- A conectividade PE a PE está presente
- Validar o caminho comutado por rótulo (LSP) entre os PEs
- Validar adjacência de BGPv4 entre PEs
- Validar rótulos de VPNv4 e LDP
- Validar Tabela de Encaminhamento MPLS

### Validar a conectividade PE a PE

Você pode fazer ping no loopback PE remoto e na origem do loopback local, mas isso não confirma se o LSP (Label Switched Path, caminho comutado por rótulo de MPLS) é bom, pois os endereços IP de loopback são anunciados na parte inferior.

**Observação:** a adjacência de PE para PE MP-BGP VPNv4 é obtida através de suas respectivas interfaces Loopback0.

```
C9300-PE-1#ping 192.168.1.4 source 192.168.1.2
Type escape sequence to abort.
Sending 5, 100-byte ICMP Echos to 192.168.1.4, timeout is 2 seconds:
Packet sent with a source address of 192.168.1.2
!!!!
Success rate is 100 percent (5/5), round-trip min/avg/max = 1/1/1 ms C9300-PE-1#show ip route
192.168.1.4
Routing entry for 192.168.1.4/32
Known via "ospf 420", distance 110, metric 3, type intra area
Last update from 10.0.0.10 on GigabitEthernet1/0/3, 00:55:58 ago
Routing Descriptor Blocks:
* 10.0.0.6, from 192.168.1.4, 00:55:58 ago, via GigabitEthernet1/0/2
Route metric is 3, traffic share count is 1
```

### Validar o LSP

Você pode usar um traceroute MPLS do loopback PE para PE para validar o LSP e todos os rótulos LDP MPLS ao longo do caminho.

**Observação:** esse traceroute de MPLS impõe apenas um rótulo, o rótulo de LDP, isso não demonstra que o tráfego do CE é bem-sucedido, pois esse tráfego é imposto com 2 rótulos, o rótulo VPNv4 (interno) e o rótulo LDP (externo).

```
C9300-PE-1#traceroute mpls ipv4 192.168.1.4/32 source 192.168.1.2
Tracing MPLS Label Switched Path to 192.168.1.4/32, timeout is 2 seconds
```



Codes: '!' - success, 'Q' - request not sent, '.' - timeout,  
'L' - labeled output interface, 'B' - unlabeled output interface,  
'D' - DS Map mismatch, 'F' - no FEC mapping, 'f' - FEC mismatch,  
'M' - malformed request, 'm' - unsupported tlvs, 'N' - no label entry,  
'P' - no rx intf label prot, 'p' - premature termination of LSP,  
'R' - transit router, 'I' - unknown upstream index,  
'l' - Label switched with FEC change, 'd' - see DDMAP for return code,  
'X' - unknown return code, 'x' - return code 0

Type escape sequence to abort.

```
0 10.0.0.5 MRU 1500 [Labels: 17 Exp: 0]
L 1 10.0.0.6 MRU 1500 [Labels: explicit-null Exp: 0] 8 ms
! 2 10.0.0.14 2 ms
```

Se você não tiver acesso ao CE ou a um dispositivo atrás do CE e quiser demonstrar que há imposição/disposição de rótulo VPNv4 e LDP bem-sucedida, você pode tentar fazer ping a partir da interface voltada para CE no VRF em um PE para a outra interface voltada para CE no VRF no PE remoto.

```
C9300-PE-1#ping vrf RED 10.0.0.21 source 10.0.0.2
```

Type escape sequence to abort.

```
Sending 5, 100-byte ICMP Echos to 10.0.0.21, timeout is 2 seconds:
Packet sent with a source address of 10.0.0.2
!!!!
Success rate is 100 percent (5/5), round-trip min/avg/max = 1/1/2 ms
```

## Validar adjacência de VPNv4 de BGP entre PEs

```
C9300-PE-1#show bgp vpnv4 unicast all neighbors 192.168.1.4
```

```
BGP neighbor is 192.168.1.4, remote AS 69420, internal link
BGP version 4, remote router ID 192.168.1.4
BGP state = Established, up for 00:57:37
Last read 00:00:41, last write 00:00:41, hold time is 180, keepalive interval is 60 seconds
Neighbor sessions:
1 active, is not multisession capable (disabled)
Neighbor capabilities:
Route refresh: advertised and received(new)
Four-octets ASN Capability: advertised and received
Address family IPv4 Unicast: advertised and received
Address family VPNv4 Unicast: advertised and received
Enhanced Refresh Capability: advertised and received
Multisession Capability:
Stateful switchover support enabled: NO for session 1
Message statistics:
InQ depth is 0
OutQ depth is 0

Sent Rcvd
Opens: 1 1
Notifications: 0 0
Updates: 6 6
Keepalives: 62 63
Route Refresh: 0 0
Total: 69 70
Do log neighbor state changes (via global configuration)
Default minimum time between advertisement runs is 0 seconds
<snip>
```

```
C9300-PE-2#show bgp vpnv4 unicast all neighbors 192.168.1.2
```

```

BGP neighbor is 192.168.1.2, remote AS 69420, internal link
BGP version 4, remote router ID 192.168.1.2
BGP state = Established, up for 01:01:00
Last read 00:00:13, last write 00:00:37, hold time is 180, keepalive interval is 60 seconds
Neighbor sessions:
1 active, is not multisession capable (disabled)
Neighbor capabilities:
Route refresh: advertised and received(new)
Four-octets ASN Capability: advertised and received
Address family IPv4 Unicast: advertised and received
Address family VPNv4 Unicast: advertised and received
Enhanced Refresh Capability: advertised and received
Multisession Capability:
Stateful switchover support enabled: NO for session 1
Message statistics:
InQ depth is 0
OutQ depth is 0

Sent Rcvd
Opens: 1 1
Notifications: 0 0
Updates: 6 6
Keepalives: 67 66
Route Refresh: 0 0
Total: 74 73
Do log neighbor state changes (via global configuration)
Default minimum time between advertisement runs is 0 seconds

```

## A adjacência remota de PE VPNv4 está ativa e um prefixo foi recebido

### C9300-PE-1#show bgp vpnv4 unicast all summary

```

BGP router identifier 192.168.1.2, local AS number 69420
BGP table version is 7, main routing table version 7
4 network entries using 1024 bytes of memory
4 path entries using 544 bytes of memory
4/4 BGP path/bestpath attribute entries using 1216 bytes of memory
4 BGP extended community entries using 1000 bytes of memory
0 BGP route-map cache entries using 0 bytes of memory
0 BGP filter-list cache entries using 0 bytes of memory
BGP using 3784 total bytes of memory
BGP activity 4/0 prefixes, 4/0 paths, scan interval 60 secs
4 networks peaked at 16:19:10 Jun 1 2021 UTC (01:32:00.716 ago)

```

Neighbor	V	AS	MsgRcvd	MsgSent	TblVer	InQ	OutQ	Up/Down	State/PfxRcd
192.168.1.4	4	69420	108	108	7	0	0	01:34:52	2

### C9300-PE-2#show bgp vpnv4 unicast all summary

```

BGP router identifier 192.168.1.4, local AS number 69420
BGP table version is 7, main routing table version 7
4 network entries using 1024 bytes of memory
4 path entries using 544 bytes of memory
4/4 BGP path/bestpath attribute entries using 1216 bytes of memory
4 BGP extended community entries using 1000 bytes of memory
0 BGP route-map cache entries using 0 bytes of memory
0 BGP filter-list cache entries using 0 bytes of memory
BGP using 3784 total bytes of memory
BGP activity 4/0 prefixes, 4/0 paths, scan interval 60 secs
4 networks peaked at 16:18:31 Jun 1 2021 UTC (01:37:30.404 ago)

```

Neighbor	V	AS	MsgRcvd	MsgSent	TblVer	InQ	OutQ	Up/Down	State/PfxRcd
192.168.1.2	4	69420	114	114	7	0	0	01:40:22	2

## Verifique quais prefixos são trocados no VRF específico

```
C9300-PE-1#show ip bgp vpnv4 vrf RED
```

```
BGP table version is 10, local router ID is 192.168.1.2
```

```
Status codes: s suppressed, d damped, h history, * valid, > best, i - internal,
               r RIB-failure, S Stale, m multipath, b backup-path, f RT-Filter,
               x best-external, a additional-path, c RIB-compressed,
               t secondary path, L long-lived-stale,
```

```
Origin codes: i - IGP, e - EGP, ? - incomplete
```

```
RPKI validation codes: V valid, I invalid, N Not found
```

Network	Next Hop	Metric	LocPrf	Weight	Path
Route Distinguisher: 69:69 (default for vrf RED)					
*> 10.0.0.0/30	0.0.0.0	0		32768	?
*>i 10.0.0.20/30	192.168.1.4	0	100	0	?
*> 192.168.1.0	10.0.0.1	130816		32768	?
*>i 192.168.2.0	192.168.1.4	130816	100	0	?

```
C9300-PE-2#show ip bgp vpnv4 vrf RED
```

```
BGP table version is 9, local router ID is 192.168.1.4
```

```
Status codes: s suppressed, d damped, h history, * valid, > best, i - internal,
               r RIB-failure, S Stale, m multipath, b backup-path, f RT-Filter,
               x best-external, a additional-path, c RIB-compressed,
               t secondary path, L long-lived-stale,
```

```
Origin codes: i - IGP, e - EGP, ? - incomplete
```

```
RPKI validation codes: V valid, I invalid, N Not found
```

Network	Next Hop	Metric	LocPrf	Weight	Path
Route Distinguisher: 69:69 (default for vrf RED)					
*>i 10.0.0.0/30	192.168.1.2	0	100	0	?
*> 10.0.0.20/30	0.0.0.0	0		32768	?
*>i 192.168.1.0	192.168.1.2	130816	100	0	?
*> 192.168.2.0	10.0.0.22	130816		32768	?

## Validar rótulos de VPNv4 e LDP:

## Verifique o rótulo VPNv4 usado para acessar os prefixos no VRF

```
C9300-PE-1#show ip bgp vpnv4 vrf RED labels
```

```
Network Next Hop In label/Out label
```

```
Route Distinguisher: 69:69 (RED)
```

```
10.0.0.0/30 0.0.0.0 20/nolabel(RED)
```

```
10.0.0.20/30 192.168.1.4 nolabel/20
```

```
192.168.1.0 10.0.0.1 21/nolabel
```

```
192.168.2.1/32 192.168.1.4 nolabel/21 <-- VPNv4 label that is imposed to reach
```

```
192.168.2.0
```

```
C9300-PE-1#show ip route vrf RED 192.168.2.1
```

```
Routing Table: RED
```

```
Routing entry for 192.168.2.0/24
```

```
Known via "bgp 69420", distance 200, metric 130816, type internal
```

```
Last update from 192.168.1.4 01:31:56 ago
```

```
Routing Descriptor Blocks:
```

```
* 192.168.1.4 (default), from 192.168.1.4, 01:31:56 ago
```

```
Route metric is 130816, traffic share count is 1
```

```
AS Hops 0
```

```
MPLS label: 21 <-- VPNv4 label that matches the previous output
```

```
MPLS Flags: MPLS Required
```

```
C9300-PE-2#show ip bgp vpnv4 vrf RED labels
```

```
Network Next Hop In label/Out label
```

```

Route Distinguisher: 69:69 (RED)
  10.0.0.0/30      192.168.1.2      nolabel/20
  10.0.0.20/30    0.0.0.0          20/nolabel(RED)
  192.168.1.0     192.168.1.2     nolabel/21
  192.168.2.0     10.0.0.22       21/nolabel <-- VPNv4 label that is advertised to reach
192.168.2.0

```

```
C9300-PE-2#show ip route vrf RED 192.168.2.1
```

```
Routing Table: RED
```

```
Routing entry for 192.168.2.0/24
```

```
Known via "eigrp 400", distance 90, metric 130816, precedence routine (0), type internal
```

```
Redistributing via eigrp 400, bgp 69420
```

```
Advertised by bgp 69420
```

```
Last update from 10.0.0.22 on GigabitEthernet2/0/1, 01:34:42 ago
```

```
Routing Descriptor Blocks:
```

```
* 10.0.0.22, from 10.0.0.22, 01:34:42 ago, via GigabitEthernet2/0/1 <-- CE-facing interface in the VRF
```

```
Route metric is 130816, traffic share count is 1
```

```
Total delay is 5010 microseconds, minimum bandwidth is 1000000 Kbit
```

```
Reliability 255/255, minimum MTU 1500 bytes
```

```
Loading 1/255, Hops 1
```

## Verifique as etiquetas LDP utilizadas

```
C9300-PE-1#show mpls forwarding-table 192.168.1.4
```

Local Label	Outgoing Label	Prefix or Tunnel Id	Bytes Switched	Label	Outgoing interface	Next Hop
19	17	192.168.1.4/32	0		Gi1/0/2	10.0.0.6 <-- 17 is the LDP label imposed to reach PE at 192.168.1.4 through Gi1/0/2

```
C9300-PE-2#show mpls forwarding-table 192.168.1.2
```

Local Label	Outgoing Label	Prefix or Tunnel Id	Bytes Switched	Label	Outgoing interface	Next Hop
17	16	192.168.1.2/32	0		Gi2/0/2	10.0.0.13 <-- 16 is the LDP label imposed to reach PE at 192.168.1.4 through Gi2/0/2

## Validar a Tabela de Encaminhamento MPLS

```
C9300-PE-1#show mpls forwarding-table
```

Local Label	Outgoing Label	Prefix or Tunnel Id	Bytes Switched	Label	Outgoing interface	Next Hop
16	Pop Label	192.168.1.3/32	0		Gi1/0/2	10.0.0.6
17	Pop Label	10.0.0.16/30	0		Gi1/0/2	10.0.0.6
18	Pop Label	10.0.0.12/30	0		Gi1/0/2	10.0.0.6
19	17	192.168.1.4/32	0		Gi1/0/2	10.0.0.6
20	No Label	10.0.0.0/30[V]	1982		aggregate/RED	
21	No Label	192.168.3.0/24[V]	\			
			0		Gi1/0/1	10.0.0.1

```
C9300-PE-2#show mpls forwarding-table
```

Local Label	Outgoing Label	Prefix or Tunnel Id	Bytes Switched	Label	Outgoing interface	Next Hop
16	Pop Label	192.168.1.3/32	0		Gi2/0/2	10.0.0.13
	Pop Label	192.168.1.3/32	0		Gi2/0/3	10.0.0.17
17	16	192.168.1.2/32	164		Gi2/0/2	10.0.0.13
	16	192.168.1.2/32	1224		Gi2/0/3	10.0.0.17
18	Pop Label	10.0.0.4/30	0		Gi2/0/2	10.0.0.13
	Pop Label	10.0.0.4/30	0		Gi2/0/3	10.0.0.17
20	No Label	10.0.0.20/30[V]	0		aggregate/RED	
21	No Label	192.168.2.0/24[V]	\			

## Confirme os rótulos internos (VPNv4) e externos (LDP) usados para acessar cada prefixo especificado no VRF

```
C9300-PE-1#show ip cef vrf RED 192.168.2.0/24 detail
192.168.2.1/32, epoch 0, flags [rib defined all labels]
  recursive via 192.168.1.4 label 21 <-- VPNv4 label
    nexthop 10.0.0.6 GigabitEthernet1/0/2 label 17-(local:19) <-- 17 is the LDP label that is be
imposed to reach the remote PE,
19 is the local LDP label advertised to the P router
```

```
C9300-PE-2#show ip cef vrf RED 192.168.3.0/24 detail
192.168.1.1/32, epoch 0, flags [rib defined all labels]
  recursive via 192.168.1.2 label 22 <-- VPNv4 label
    nexthop 10.0.0.13 GigabitEthernet2/0/2 label 16-(local:17) <-- 16 is the LDP label that is
be imposed to reach the remote PE,
17 is the local LDP label
advertised to the P router
```

## Verificar Estatísticas do Object-Manager

### Nos cenários ideais, não há objetos pendentes

```
C9300-PE-1#show platform software object-manager switch active f0 statistics
Forwarding Manager Asynchronous Object Manager Statistics
```

```
Object update: Pending-issue: 0, Pending-acknowledgement: 0
Batch begin:   Pending-issue: 0, Pending-acknowledgement: 0
Batch end:     Pending-issue: 0, Pending-acknowledgement: 0
Command:      Pending-acknowledgement: 0
Total-objects: 491
Stale-objects: 0
Resolve-objects: 0
Childless-delete-objects: 0
Error-objects: 0
Paused-types: 0
```

```
9500-P#show platform software object-manager switch active f0 statistics
Forwarding Manager Asynchronous Object Manager Statistics
```

```
Object update: Pending-issue: 0, Pending-acknowledgement: 0
Batch begin:   Pending-issue: 0, Pending-acknowledgement: 0
Batch end:     Pending-issue: 0, Pending-acknowledgement: 0
Command:      Pending-acknowledgement: 0
Total-objects: 491
Stale-objects: 0
Resolve-objects: 0
Childless-delete-objects: 0
Error-objects: 0
Paused-types: 0
```

```
C9300-PE-2#show platform software object-manager switch active f0 statistics
Forwarding Manager Asynchronous Object Manager Statistics
```

```
Object update: Pending-issue: 0, Pending-acknowledgement: 0
Batch begin:   Pending-issue: 0, Pending-acknowledgement: 0
Batch end:     Pending-issue: 0, Pending-acknowledgement: 0
Command:      Pending-acknowledgement: 0
Total-objects: 482
Stale-objects: 0
Resolve-objects: 0
```

Childless-delete-objects: 0  
Error-objects: 0  
Paused-types: 0

## Programação de prefixo

A próxima seção aborda a programação de prefixos nos roteadores MPLS, C9300-PE-1, C9500-P e C9300-PE-2.

### Programação de prefixo C9300-PE-1

#### \*\*\*Software Prefix Programming\*\*\*

```
C9300-PE-1#show ip route vrf RED 192.168.2.1
```

Routing Table: RED

Routing entry for 192.168.2.0/24

Known via "bgp 69420", distance 200, metric 130816, type internal

Last update from 192.168.1.4 20:21:40 ago

Routing Descriptor Blocks:

\* **192.168.1.4** (default), from 192.168.1.4, 20:21:40 ago <-- **Remote PE reachable in the global routing table**

Route metric is 130816, traffic share count is 1

AS Hops 0

MPLS label: **21 <-- VPNv4 label**

MPLS Flags: MPLS Required

```
C9300-PE-1#show ip route 192.168.1.4
```

Routing entry for 192.168.1.4/32

Known via "ospf 420", distance 110, metric 3, type intra area

Last update from 10.0.0.6 on GigabitEthernet1/0/2, 21:27:11 ago

Routing Descriptor Blocks:

\* **10.0.0.6**, from 192.168.1.4, 21:27:11 ago, via **GigabitEthernet1/0/2 <-- Next-hop 10.0.0.6 via Gi1/0/2 to reach**

Route metric is 3, traffic share count is 1

#### \*\*\*FMAN RP Prefix Programming\*\*\*

```
C9300-PE-1#show ip vrf detail
```

VRF RED (VRF Id = 2); default RD 69:69; default VPNID <-- VRF ID is important in subsequent command

Old CLI format, supports IPv4 only

Flags: 0xC

Interfaces:

Gi1/0/1

Address family ipv4 unicast (Table ID = 0x2):

Flags: 0x0

Export VPN route-target communities

RT:69:69

Import VPN route-target communities

RT:69:69

No import route-map

No global export route-map

No export route-map

VRF label distribution protocol: not configured

VRF label allocation mode: per-prefix

```
C9300-PE-1#show platform software ip switch active r0 cef table index 2 prefix 192.168.2.0/24 <-  
- Index value is the VRF ID from previous command
```

Forwarding Table

Prefix/Len	Next Object	Index
------------	-------------	-------

-----  
192.168.2.0/24

OBJ\_LABEL

0x14

C9300-PE-1#show platform software mpls switch active r0 label index 0x14 <-- Utilize the Index value from previous command

Label OCE 0x14 -> OBJ\_LABEL (0x17) <-- Utilized in next command

Flags: Real, Number of labels in the OCE: 1

Label values: 0x15

Backup flags: Pop, UHP, backup label 0x100001

OM handle: 0x3480636fb0

C9300-PE-1#show platform software mpls switch active r0 label index 0x17 <-- Utilize the OBJ\_LABEL value from previous command

Label OCE 0x17 -> OBJ\_ADJACENCY (0x46) <-- Utilized in next command

Flags: Real, Number of labels in the OCE: 1

Label values: 0x11

Backup flags: Pop, UHP, backup label 0x100001

OM handle: 0x348062f858

C9300-PE-1#show platform software adjacency switch active r0 index 0x46 <-- Utilize the OBJ\_ADJACENCY value from previous command

Number of adjacency objects: 6

Adjacency id: 0x46 (70)

Interface: GigabitEthernet1/0/2, IF index: 54, Link Type: MCP\_LINK\_TAG <-- Egress interface

Encap: d4:ad:71:b5:dd:e4:a0:f8:49:11:d1:d6:88:47 <-- MAC ending in DDE4 is the DMAC, MAC ending in D1D6 is SMAC, 8847 is MPLS ETYPE

Encap Length: 14, Encap Type: MCP\_ET\_ARPA, MTU: 1500

Flags: unknown

Incomplete behavior type: None

Fixup: unknown

Fixup\_Flags\_2: unknown

Nexthop addr: 10.0.0.6 <-- Next-hop IP address

IP FRR MCP\_ADJ\_IPFRR\_NONE 0

OM handle: 0x3480636280

\*\*\*FMAN FP Prefix Programming\*\*\*

C9300-PE-1#show ip vrf detail

VRF RED (VRF Id = 2); default RD 69:69; default VPNID <-- VRF ID is important in subsequent command

Old CLI format, supports IPv4 only

Flags: 0xC

Interfaces:

Gil/0/1

Address family ipv4 unicast (Table ID = 0x2):

Flags: 0x0

Export VPN route-target communities

RT:69:69

Import VPN route-target communities

RT:69:69

No import route-map

No global export route-map

No export route-map

VRF label distribution protocol: not configured

VRF label allocation mode: per-prefix

C9300-PE-1#show platform software ip switch active f0 cef table index 2 prefix 192.168.2.0/24 detail <-- Index value is the VRF ID from previous command

Forwarding Table

192.168.2.0/24 -> OBJ\_LABEL (0x14), urpf: 15 <-- Utilized in next command

Prefix Flags: unknown

aom id: 648, HW handle: (nil) (created)

C9300-PE-1#show platform software mpls switch active f0 label index 0x14 <-- Utilize the OBJ\_LABEL value from the previous command

Label OCE 0x14 -> OBJ\_LABEL (0x17) <-- Utilized in next command

Flags: Real, Number of labels in the OCE: 1

Label values: 0x15

Backup flags: Pop, UHP, backup label 0x100001

aom id: 647, CPP handle: 0xdeadbeef (created)

C9300-PE-1#show platform software mpls switch active f0 label index 0x17 <-- Utilize the OBJ\_LABEL value from the previous command

Label OCE 0x17 -> OBJ\_ADJACENCY (0x46) <-- Utilized in next command

Flags: Real, Number of labels in the OCE: 1

Label values: 0x11

Backup flags: Pop, UHP, backup label 0x100001

aom id: 664, CPP handle: 0xdeadbeef (created)

C9300-PE-1#show platform software adjacency switch active f0 index 0x46 <-- Utilize the OBJ\_ADJACENCY value from the previous command

Number of adjacency objects: 6

Adjacency id: 0x46 (70)

Interface: GigabitEthernet1/0/2, IF index: 54, Link Type: MCP\_LINK\_TAG <-- Egress interface

Encap: d4:ad:71:b5:dd:e4:a0:f8:49:11:d1:d6:88:47 <-- MAC ending in DDE4 is the DMAC, MAC ending in D1D6 is SMAC, 8847 is MPLS ETYPE

Encap Length: 14, Encap Type: MCP\_ET\_ARPA, MTU: 1500

Flags: unknown

Incomplete behavior type: None

Fixup: unknown

Fixup\_Flags\_2: unknown

Nexthop addr: 10.0.0.6 <-- Next-hop IP address

IP FRR MCP\_ADJ\_IPFRR\_NONE 0

aom id: 522, HW handle: (nil) (created)

### \*\*\*FED Prefix Programming\*\*\*

C9300-PE-1#show platform software fed switch active ip route vrf-name RED 192.168.2.0/24

vrf	dest	htm	flags	SGT	DGID	MPLS	Last-
-----	------	-----	-------	-----	------	------	-------

modified

--- ---- --- ----- --- ---- -----

2	192.168.2.0/24	0x7feeeca12bb8	0x0	0	0	lspa0x2	
---	----------------	----------------	-----	---	---	---------	--

2021/06/14 17:13:59.644 <-- HTM value significant for next command

FIB: prefix\_hdl:0x5000002a, mpls\_ecr\_prefix\_hdl:0

===== OCE chain =====

LABEL:objid:20 link\_type:MPLS local\_label:1048577 outlabel:(21, 0) <-- VPNv4 Label

flags:0x1:(REAL,) pdflags:0x80:(INSTALL\_HW\_OK,RECIR\_ADJ,) adj\_handle:0x5100003d <--

adj\_handle and local\_adj\_hdl values must match

unsupported recursion:0 olbl\_changed 0 local\_adj:1 modify\_cnt:1

bwalk\_cnt:0 subwalk\_cnt:1 collapsed\_oce:0

AAL: id:1358954557 lbl:19 smac:0000.0000.0000 dmac:0000.0000.0000 <-- Label 19 matches the

local transport label

sub\_type:0 link\_type:0 adj\_flags:0x10 label\_type:0 rewrite\_type:PSH2(121)

vlan\_id:0 vrf\_id:0 ri:0x7feeeca9acf8, ri\_id:0x46 phdl:0, ref\_cnt:2 <-- ri\_id and

ri\_idx values must match

si:0x7feeeca6ab98, si\_id:0xb6, di\_id:0x5013

LABEL:objid:23 link\_type:MPLS local\_label:19 outlabel:(17, 0) <-- Label 19 is the local





```

ctiLo0 = 0
ctiLo1 = 0
ctiLo2 = 0
cpuQNum0 = 0
cpuQNum1 = 0
cpuQNum2 = 0
npuIndex = 0
stripSeg = 0
copySeg = 0
ASIC#1:

index = 0x535f
pmap = 0x00000000 0x00000002 <-- Looking at 0x00000002, in binary that is 0000 0000 0000 0000
0000 0000 0000 0010 = Port 1 (Zero based, count right to left)
cmi = 0x0
rcp_pmap = 0x0
al_rsc_cmi
CPU Map Index (CMI) [0]
ctiLo0 = 0
ctiLo1 = 0
ctiLo2 = 0
cpuQNum0 = 0
cpuQNum1 = 0
cpuQNum2 = 0
npuIndex = 0
stripSeg = 0
copySeg = 0

```

```

C9300-PE-1#show plat soft fed switch active ifm mappings
Interface          IF_ID      Inst Asic Core Port SubPort Mac  Cntx LPN  GPN  Type Active
GigabitEthernet1/0/2  0x36      1  0  1  1  0  6  7  2  2  NIF Y  <-
- Port 1 is the egress port, Gi1/0/2

```

## Programação de prefixo C9500-P

### \*\*\*Software Prefix Programming\*\*\*

```

C9500-P#show ip route 192.168.1.4
Routing entry for 192.168.1.4/32
  Known via "ospf 420", distance 110, metric 2, type intra area
  Last update from 10.0.0.14 on TenGigabitEthernet1/0/2, 1d21h ago
  Routing Descriptor Blocks:
    * 10.0.0.14, from 192.168.1.4, 1d21h ago, via TenGigabitEthernet1/0/2 <-- Next-hop to reach
192.168.1.4
      Route metric is 2, traffic share count is 1

```

```

C9500-P#show ip cef 192.168.1.4 detail
192.168.1.4/32, epoch 4
  dflt local label info: global/17 [0x3]
  nexthop 10.0.0.14 TenGigabitEthernet1/0/2 label explicit-null-(local:17)

```

### \*\*\*FMAN RP Prefix Programming\*\*\*

```

C9500-P#show platform software ip switch active r0 cef prefix 192.168.1.4/32
Forwarding Table

```

Prefix/Len	Next Object	Index
192.168.1.4/32	OBJ_LABEL	0x16 <-- Value used in next command

```

C9500-P#show platform software mpls switch active r0 label index 0x16 <-- Utilize the OBJ_LABEL
value from previous command

```



```
0 192.168.1.4/32 0x7f790c4cf0e8 0x0 0 0
2021/06/14 22:10:54.150 <-- HTM value significant for next command
FIB: prefix_hdl:0x6a000020, mpls_ecr_prefix_hdl:0
===== OCE chain =====
LABEL:objid:22 link_type:MPLS local_label:17 outlabel:(0, 0) <-- Label 17 is the local
transport label
flags:0x1:(REAL,) pdflags:0:(INSTALL_HW_OK,) adj_handle:0xb9000037
unsupported recursion:0 olbl_changed 0 local_adj:0 modify_cnt:0
bwalk_cnt:0 subwalk_cnt:0 collapsed_oce:0
AAL: id:3103785015 lbl:0 smac:d4ad.71b5.ddd6 dmac:70d3.79be.ae71 <-- Matches the next-hop
information to reach 192.168.1.4/32
sub_type:0 link_type:2 adj_flags:0 label_type:2 rewrite_type:PSH1(119)
vlan_id:0 vrf_id:0 ri:0x7f790c4cdfd8, ri_id:0x38 phdl:0x76000058, ref_cnt:1
si:0x7f790c4c22f8, si_id:0x400b, di_id:0x2 <-- di_id utilized in subsequent commands
ADJ:objid:73 {link_type:MPLS ifnum:0x42, si:0x2d000027, }
=====
MPLS info: mpls_ecr_scale_prefix_adj:0, mpls_lspa_hdl:0
=====
```

```
C9500-P#show platform hardware fwd-asic abstraction print-resource-handle 0x7f790c4cf0e8 1 <--
Utilize the HTM value from previous command
```

```
Handle:0x7f790c4cf0e8 Res-Type:ASIC_RSC_HASH_TCAM Res-Switch-Num:0 Asic-Num:255 Feature-
ID:AL_FID_L3_UNICAST_IPV4 Lkp-ftr-id:LKP_FEAT_IPV4_L3_UNICAST ref_count:1
priv_ri/priv_si Handle: (nil)Hardware Indices/Handles: handle [ASIC: 0]: 0x7f790c4cf2f8
Features sharing this resource:Cookie length: 12
04 01 a8 c0 00 00 00 d0 07 00 00 00
```

```
Detailed Resource Information (ASIC# 0)
```

```
-----
```

```
Number of HTM Entries: 1
```

```
Entry 0: (handle 0x7f790c4cf2f8)
```

```
Absolute Index: 126650
```

```
Time Stamp: 40
```

```
KEY - vrf:0 mtr:0 prefix:192.168.1.4 rcp_redirect_index:0x0
```

```
MASK - vrf:0 mtr:0 prefix:0.0.0.0 rcp_redirect_index:0x0
```

```
FWD-AD = afd_label_flag:0 icmp_redir_enable:1 lvx_smr_enabled:0, dstNatType:0 priority:5
```

```
afdLabelOrDestClientId:0 SI:16395 destined_to_us:0 hw_stats_idx:1 stats_id:0
```

```
redirectSetRouterMac:0 dgtIdx:0 destModIndex:0 dstNatTypeOrVpnPrefixPtrMsb:0 vpnPrefixPtr:0
```

```
SRC-AD = learning_violation:0 need_to_learn:0 locally_connected:0 staticentryViolation:0
```

```
rpfValid:1 rpfLe:38 rpfLePointer:0 rpfForcePass:0 rpfForceFail:0 reachableviaSome:1
```

```
rpfCheckIncomplete:0 defaultRoute:0 ChainPtrValid:0 ChainPtrOrPortLeIndex:72 UserRpfmatchTable:0
```

```
rpfIncomplete:0 is_src_ce:0 sgtValid:0 sgt:0 src_rloc_trusted:0,sgtCacheControl1 = 0,
```

```
sgtCacheControl0 = 0
```

```
port_label:0x0 port_mask:0x0 vlan_label:0x0 vlan_mask:0x0 l3if_label:0x0 l3if_mask:0x0
```

```
group_label:0x0 group_mask:0x0
```

```
=====
```

```
C9500-P#show platform hardware fed switch active fwd-asic resource asic all destination-index
range 0x2 0x2 <-- Utilize the di_id value from the previous command
```

```
ASIC#0:
```

```
index = 0x2
```

```
pmap = 0x00000000 0x00000000
```

```
cmi = 0x0
```

```
rcp_pmap = 0x0
```

```
al_rsc_cmi
```

```
CPU Map Index (CMI) [0]
```

```
ctiLo0 = 0
```

```
ctiLo1 = 0
```

```
ctiLo2 = 0
```

```
cpuQNum0 = 0
cpuQNum1 = 0
cpuQNum2 = 0
npuIndex = 0
stripSeg = 0
copySeg = 0
ASIC#1:
```

```
index = 0x2
```

```
pmap = 0x00000000 0x00000002 <-- 0x00000002 in binary is 0000 0000 0000 0000 0000 0000 0000 =
```

```
Port 1 (Zero based, count right to left)
```

```
cmi = 0x0
```

```
rcp_pmap = 0x0
```

```
al_rsc_cmi
```

```
CPU Map Index (CMI) [0]
```

```
ctiLo0 = 0
```

```
ctiLo1 = 0
```

```
ctiLo2 = 0
```

```
cpuQNum0 = 0
```

```
cpuQNum1 = 0
```

```
cpuQNum2 = 0
```

```
npuIndex = 0
```

```
stripSeg = 0
```

```
copySeg = 0
```

```
C9500-P#show platform software fed switch active ifm mappings
```

Interface	IF_ID	Inst	Asic	Core	Port	SubPort	Mac	Cntx	LPN	GPN	Type	Active	
TenGigabitEthernet1/0/2	0x42	1	0	1	1	0	10	1	2	2	NIF	Y	<-

- Port 1 is the egress port, TenGig1/0/2

## Programação de prefixo C9300-PE-2

```
***Software Prefix Programming***
```

```
C9300-PE-2#show ip route vrf RED 192.168.2.1
```

```
Routing Table: RED
```

```
Routing entry for 192.168.2.0/24
```

```
Known via "eigrp 400", distance 90, metric 130816, precedence routine (0), type internal
```

```
Redistributing via eigrp 400, bgp 69420
```

```
Advertised by bgp 69420
```

```
Last update from 10.0.0.22 on GigabitEthernet2/0/1, 1d21h ago
```

```
Routing Descriptor Blocks:
```

```
* 10.0.0.22, from 10.0.0.22, 1d21h ago, via GigabitEthernet2/0/1 <-- Next-hop reachable in the
```

```
VRF
```

```
Route metric is 130816, traffic share count is 1
```

```
Total delay is 5010 microseconds, minimum bandwidth is 1000000 Kbit
```

```
Reliability 255/255, minimum MTU 1500 bytes
```

```
Loading 1/255, Hops 1
```

```
C9300-PE-2#show ip route vrf RED 10.0.0.22
```

```
Routing Table: RED
```

```
Routing entry for 10.0.0.20/30
```

```
Known via "connected", distance 0, metric 0 (connected, via interface)
```

```
Redistributing via eigrp 400, bgp 69420
```

```
Advertised by bgp 69420
```

```
Routing Descriptor Blocks:
```

```
* directly connected, via GigabitEthernet2/0/1 <-- Next-hop directly connected
```

```
Route metric is 0, traffic share count is 1
```

```
C9300-PE-2#show ip cef vrf RED 192.168.2.0/24 detail
```

```
192.168.2.0/24, epoch 0
```

QOS: Precedence routine (0)  
dflt local label info: other/21 [0x2]  
nexthop 10.0.0.22 GigabitEthernet2/0/1

**\*\*\*FMAN RP Prefix Programming\*\*\***

C9300-PE-2#show ip vrf detail

VRF RED (VRF Id = 2); default RD 69:69; default VPNID <-- VRF ID is important in subsequent command

Old CLI format, supports IPv4 only

Flags: 0xC

Interfaces:

Gi2/0/1

Address family ipv4 unicast (Table ID = 0x2):

Flags: 0x0

Export VPN route-target communities

RT:69:69

Import VPN route-target communities

RT:69:69

No import route-map

No global export route-map

No export route-map

VRF label distribution protocol: not configured

VRF label allocation mode: per-prefix

C9300-PE-2#show platform software ip switch active r0 cef table index 2 prefix 192.168.2.0/24  
Forwarding Table

Prefix/Len	Next Object	Index
192.168.2.0/24	OBJ_ADJACENCY	0x19

C9300-PE-2#show platform software adjacency switch active r0 index 0x19 <-- Utilize the Index value from previous command

Number of adjacency objects: 6

Adjacency id: 0x19 (25)

Interface: GigabitEthernet2/0/1, IF index: 53, Link Type: MCP\_LINK\_IP

Encap: 0:72:78:c8:c9:c2:70:d3:79:be:ae:42:8:0 <-- MAC ending in C9C2 is DMAC, MAC ending in AE42 is SMAC, 0x800 is the IP ETYPE

Encap Length: 14, Encap Type: MCP\_ET\_ARPA, MTU: 1500

Flags: no-l3-inject

Incomplete behavior type: None

Fixup: unknown

Fixup\_Flags\_2: unknown

Nexthop addr: 10.0.0.22

IP FRR MCP\_ADJ\_IPFRR\_NONE 0

OM handle: 0x348062f118

**\*\*\*FMAN FP Prefix Programming\*\*\***

C9300-PE-2#show platform software ip switch active f0 cef table index 2 prefix 192.168.2.0/24  
detail

Forwarding Table

192.168.2.0/24 -> OBJ\_ADJACENCY (0x19), urpf: 30 <-- Utilized in next command

Prefix Flags: unknown

aom id: 665, HW handle: (nil) (created)

QPPB precedence: 0

C9300-PE-2#show platform software adjacency switch active f0 index 0x19 <-- Utilize the OBJ\_ADJACENCY from previous command

Number of adjacency objects: 6

Adjacency id: 0x19 (25)

Interface: GigabitEthernet2/0/1, IF index: 53, Link Type: MCP\_LINK\_IP

```

Encap: 0:72:78:c8:c9:c2:70:d3:79:be:ae:42:8:0
Encap Length: 14, Encap Type: MCP_ET_ARPA, MTU: 1500
Flags: no-l3-inject
Incomplete behavior type: None
Fixup: unknown
Fixup_Flags_2: unknown
Nexthop addr: 10.0.0.22
IP FRR MCP_ADJ_IPFRR_NONE 0
aom id: 659, HW handle: (nil) (created)

```

**\*\*\*FED Prefix Programming\*\*\***

```

C9300-PE-2#show platform software fed switch active ip route vrf-name RED 192.168.2.0/24
vrf  dest                htm                flags  SGT  DGID MPLS Last-
modified
---  ----                ---                -----  ---  ----  ----  -----
-----
2      192.168.2.0/24                0x7f7fb4a25648 0x0    0    0
2021/06/14 17:04:13.460 <-- HTM value significant for next command
FIB: prefix_hdl:0x6e00002a, mpls_ecr_prefix_hdl:0
===== OCE chain =====
ADJ:objid:25 {link_type:IP ifnum:0x35, si:0x3300003e, IPv4:      10.0.0.22 }
=====
MPLS info: mpls_ecr_scale_prefix_adj:0, mpls_lspa_hdl:0

=====

```

**C9300-PE-2#show platform hardware fed switch active fwd-asic abstraction print-resource-handle 0x7f7fb4a25648 1 <-- Utilize HTM value from previous command**

```

Handle:0x7f7fb4a25648 Res-Type:ASIC_RSC_HASH_TCAM Res-Switch-Num:0 Asic-Num:255 Feature-
ID:AL_FID_L3_UNICAST_IPV4 Lkp-ftr-id:LKP_FEAT_IPV4_L3_UNICAST ref_count:1
priv_ri/priv_si Handle: (nil)Hardware Indices/Handles: handle [ASIC: 0]: 0x7f7fb4a10e58
Features sharing this resource:Cookie length: 12
01 02 a8 c0 00 00 02 d0 07 00 00 00

```

Detailed Resource Information (ASIC# 0)

Number of HTM Entries: 1

Entry 0: (handle 0x7f7fb4a10e58)

```

Absolute Index: 66036
Time Stamp: 164911
KEY - vrf:2 mtr:0 prefix:192.168.2.0 rcp_redirect_index:0x0
MASK - vrf:0 mtr:0 prefix:0.0.0.255 rcp_redirect_index:0x0
FWD-AD = afd_label_flag:0 icmp_redir_enable:1 lvx_smr_enabled:0, dstNatType:0 priority:5
afdLabelOrDestClientId:0 SI:182 destined_to_us:0 hw_stats_idx:1 stats_id:0
redirectSetRouterMac:0 dgtIdx:0 destModIndex:0 dstNatTypeOrVpnPrefixPtrMsb:0 vpnPrefixPtr:0
SRC-AD = learning_violation:0 need_to_learn:0 locally_connected:0 staticentryViolation:0
rpfValid:1 rpfLe:37 rpfLePointer:0 rpfForcePass:0 rpfForceFail:0 reachableviaSome:1
rpfCheckIncomplete:0 defaultRoute:0 ChainPtrValid:0 ChainPtrOrPortLeIndex:72 UserRpfmatchTable:0
rpfIncomplete:0 is_src_ce:0 sgtValid:0 sgt:0 src_rloc_trusted:0,sgtCacheControl1 = 0,
sgtCacheControl0 = 0
port_label:0x0 port_mask:0x0 vlan_label:0x0 vlan_mask:0x0 l3if_label:0x0 l3if_mask:0x0
group_label:0x0 group_mask:0x0

```

**C9300-PE-2#show platform software fed switch active ip adj**

```

IPV4 Adj entries
dest          if_name          dst_mac          si_hdl          ri_hdl          pd_flags
adj_id Last-modified
-----

```

-----  
10.0.0.22 GigabitEthernet2/0/1 0072.78c8.c9c2 0x7f7fb4a44048 0x7f7fb4b089d8 0x0  
0x19 2021/06/14 16:59:43.447 <-- si\_hdl used in next command

C9300-PE-2#show platform hardware fed switch active fwd-asic abstraction print-resource-handle  
0x7f7fb4a44048 1 <-- Utilize the si\_hdl value from previous command

Handle:0x7f7fb4a44048 Res-Type:ASIC\_RSC\_SI Res-Switch-Num:255 Asic-Num:255 Feature-  
ID:AL\_FID\_L3\_UNICAST\_IPV4 Lkp-ftr-id:LKP\_FEAT\_INVALID ref\_count:1  
priv\_ri/priv\_si Handle: 0x7f7fb4b089d8Hardware Indices/Handles: index0:0xb6  
mtu\_index/l3u\_ri\_index0:0x0 index1:0xb6 mtu\_index/l3u\_ri\_index1:0x0  
Features sharing this resource:66 (1)]  
Cookie length: 56  
00 00 00 00 00 00 00 00 25 00 00 00 00 00 00 00 00 00 00 00 08 00 00 72 78 c8 c9 c2 00 00 00 00  
00 00

Detailed Resource Information (ASIC# 0)

-----  
Station Index (SI) [0xb6]  
RI = 0x2b  
DI = 0x5338  
stationTableGenericLabel = 0  
stationFdConstructionLabel = 0x7  
lookupSkipIdIndex = 0  
rcpServiceId = 0  
dejaVuPreCheckEn = 0  
Replication Bitmap: CD

Detailed Resource Information (ASIC# 1)

-----  
Station Index (SI) [0xb6]  
RI = 0x2b  
DI = 0x5338  
stationTableGenericLabel = 0  
stationFdConstructionLabel = 0x7  
lookupSkipIdIndex = 0  
rcpServiceId = 0  
dejaVuPreCheckEn = 0  
Replication Bitmap: LD

=====  
C9300-PE-2#show platform hardware fed switch active fwd-asic resource asic all destination-index  
range 0x5338 0x5338 <-- Utilize the DI value from previous command

ASIC#0:

index = 0x5338  
pmap = 0x00000000 0x00000000  
cmi = 0x0  
rcp\_pmap = 0x0  
al\_rsc\_cmi  
CPU Map Index (CMI) [0]  
ctiLo0 = 0  
ctiLo1 = 0  
ctiLo2 = 0  
cpuQNum0 = 0  
cpuQNum1 = 0  
cpuQNum2 = 0  
npuIndex = 0  
stripSeg = 0  
copySeg = 0



ASIC#1:

```
index = 0x5338
pmap = 0x00000000 0x00000001 <-- 0x00000001 in binary is 0000 0000 0000 0000 0000 0000 0000 0001
= Port 0 (Zero based, count right to left)
cmi = 0x0
rcp_pmap = 0x0
al_rsc_cmi
CPU Map Index (CMI) [0]
ctiLo0 = 0
ctiLo1 = 0
ctiLo2 = 0
cpuQNum0 = 0
cpuQNum1 = 0
cpuQNum2 = 0
npuIndex = 0
stripSeg = 0
copySeg = 0
```

```
C9300-PE-2#show platform software fed switch active ifm map
Interface          IF_ID      Inst Asic Core Port SubPort Mac  Cntx LPN  GPN  Type Active
GigabitEthernet2/0/1  0x35      1  0  1  0  0  26  6  1  97  NIF  Y  <-
- Port 0 is the egress port, Gi2/0/1
```

## Programação de rótulo do VPNv4

A próxima seção aborda a programação de rótulos de VPNv4 nos roteadores PE MPLS, C9300-PE-1 e C9300-PE-2. O C9500 não encaminha no rótulo do VPNv4, portanto, não há saída do C9500.

Programação de etiquetas de VPNv4 do C9300-PE-1:

**Verifique** o prefixo local no PE, não o prefixo remoto.

### \*\*\*Software VPNv4 Label Programming\*\*\*

```
C9300-PE-1#show ip cef vrf RED 192.168.3.0/24 detail
192.168.3.0/24, epoch 0
  QOS: Precedence routine (0)
  dflt local label info: other/22 [0x2] <-- VPNv4 label associated with the local prefix
  nexthop 10.0.0.1 GigabitEthernet1/0/1
```

### \*\*\*FMAN RP VPNv4 Label Programming\*\*\*

```
C9300-PE-1#show platform software mpls switch active r0 eos index 24 <-- Utilize the objid from
the FED command
```

```
EOS Choice 0x18, Number of paths: 2
  Next Object Type: OBJ_ADJ_DROP,OBJ_LABEL
  Next Object Index: 0,0x17
  OM handle: 0x3480631760
```

### \*\*\*FMAN FP VPNv4 Label Programming\*\*\*

```
C9300-PE-1#show platform software mpls switch active f0 eos index 24 <-- Utilize the objid from
the FED command
```

```
EOS Choice 0x18, Number of paths: 2
  Next Object Type: OBJ_ADJ_DROP,OBJ_LABEL
  Next Object Index: 0,0x17
```

```

aom id: 5748, CPP handle: 0xdeadbeef (created), flags: 0 <-- Utilized in subsequent command

C9300-PE-1#show platform software object-manager switch active f0 object 5748 <-- Utilize the
aom id from previous command
Object identifier: 5748
  Description: EOS Choice 0x18
  Status: Done, Epoch: 0, Client data: 0x63150908

C9300-PE-1#show platform software object-manager switch active f0 object 5748 parents <--
Utilize the aom id
Object identifier: 7
  Description: Special Object adj_drop
  Status: Done

Object identifier: 5746
  Description: label 0x17
  Status: Done

```

**\*\*\*FED VPNv4 Label Programming\*\*\***

```

C9300-PE-1#show platform software fed switch active mpls forwarding label 22 detail
LENTRY:label:22 nobj:(EOS, 24) lentry_hdl:0x800000a
  modify_cnt:1 backwalk_cnt:0
  lsp_handle:0
  AAL: id:134217738 lbl:22
    eos0:[adj_hdl:0, hw_hdl:0x7fa4c4d72e08]
    eos1:[adj_hdl:0x6e00003e, hw_hdl:0x7fa4c4d72c58]
    deagg_vrf_id = 0 lsp_handle:0
  EOS:objid:24 local_label:0 flags:0:( ) pdflags:0 <-- Utilized in previous commands
  nobj0:(ADJ SPECIAL,DROP 0), nobj1:(LABEL, 23) modify:0 bwalk:0
  LABEL:objid:23 link_type:IP local_label:22 outlabel:(1048577, 0)
    flags:0xc:(UHP,POP,) pdflags:0x2:(INSTALL_HW_OK,) adj_handle:0x6e00003e
    unsupported recursion:0 olbl_changed 0 local_adj:0 modify_cnt:0
    bwalk_cnt:0 subwalk_cnt:0 collapsed_oce:0
    AAL: id:1845493822 lbl:0 smac:a0f8.4911.d1e4 dmac:0072.78c8.06e4
      sub_type:0 link_type:0 adj_flags:0x2 label_type:1 rewrite_type:POP2IP(135)
      vlan_id:0 vrf_id:0 ri:0x7fa4c4a81af8, ri_id:0x44 phdl:0xf1000024, ref_cnt:1
      si:0x7fa4c4d83da8, si_id:0x4012, di_id:0x5338
  ADJ:objid:113 {link_type:IP ifnum:0x35, si:0x2000003a, IPv4:      10.0.0.1 }

```

**Verifique o rótulo VPNv4 C9300-PE-2:**

Verifique o prefixo local para o PE, não o prefixo remoto

**\*\*\*Software VPNv4 Label Programming\*\*\***

```

C9300-PE-2#show ip cef vrf RED 192.168.2.0/24 detail
192.168.2.0/24, epoch 0
  QOS: Precedence routine (0)
  dflt local label info: other/21 [0x2] <-- VPNv4 label associated with local prefix
  nexthop 10.0.0.22 GigabitEthernet2/0/1

```

**\*\*\* FMAN RP VPNv4 Label Programming\*\*\***

```

C9300-PE-2#show platform software mpls switch active r0 eos index 61 <-- Use the objid from the
FED command

```

```

EOS Choice 0x3d, Number of paths: 2
  Next Object Type: OBJ_ADJ_DROP,OBJ_LABEL
  Next Object Index: 0,0x3b
  OM handle: 0x348063f2f8

```

**\*\*\* FMAN FP VPNv4 Label Programming\*\*\***

C9300-PE-2#show platform software mpls switch active f0 eos index 61 <-- Use the objid from the FED command

EOS Choice 0x3d, Number of paths: 2

Next Object Type: OBJ\_ADJ\_DROP,OBJ\_LABEL

Next Object Index: 0,0x3b

aom id: 3541, CPP handle: 0xdeadbeef (created), flags: 0 <-- Utilized in subsequent command

C9300-PE-2#show platform software object-manager switch active f0 object 3541 <-- Use the aom id from previous command

Object identifier: 3541

Description: EOS Choice 0x3d

Status: Done, Epoch: 0, Client data: 0x11079188

C9300-PE-2#show platform software object-manager switch active f0 object 3541 parents <-- Use the aom id from previous command

Object identifier: 7

Description: Special Object adj\_drop

Status: Done

Object identifier: 3540

Description: label 0x3b

Status: Done

\*\*\* FED VPNv4 Label Programming\*\*\*

C9300-PE-2#show platform software fed switch active mpls forwarding label 21 detail

LENTRY:label:21 nobj:(EOS, 61) lentry\_hdl:0x69000009

modify\_cnt:3 backwalk\_cnt:0

lspa\_handle:0

AAL: id:1761607689 lbl:21

eos0:[adj\_hdl:0, hw\_hdl:0x7fe8f8a71bd8]

eos1:[adj\_hdl:0x49000040, hw\_hdl:0x7fe8f8a72458]

deagg\_vrf\_id = 0 lspa\_handle:0

EOS:objid:61 local\_label:0 flags:0:( ) pdflags:0 <-- Utilized in previous commands

nobj0:(ADJ SPECIAL,DROP 0), nobj1:(LABEL, 59) modify:0 bwalk:0

LABEL:objid:59 link\_type:IP local\_label:21 outlabel:(1048577, 0)

flags:0xc:(UHP,POP,) pdflags:0x2:(INSTALL\_HW\_OK,) adj\_handle:0x49000040

unsupported\_recursion:0 olbl\_changed 0 local\_adj:0 modify\_cnt:0

bwalk\_cnt:0 subwalk\_cnt:0 collapsed\_oce:0

AAL: id:1224736832 lbl:0 smac:70d3.79be.ae42 dmac:0072.78c8.c9c2

sub\_type:0 link\_type:0 adj\_flags:0x2 label\_type:1 rewrite\_type:POP2IP(135)

vlan\_id:0 vrf\_id:0 ri:0x7fe8f8a8ab98, ri\_id:0x44 phdl:0xf1000024, ref\_cnt:1

si:0x7fe8f8a6ae08, si\_id:0x4006, di\_id:0x5338

ADJ:objid:25 {link\_type:IP ifnum:0x35, si:0x800003e, IPv4: 10.0.0.22 }

## Programação de etiqueta LDP

A próxima seção aborda a programação de rótulo de LDP nos roteadores MPLS, C9300-PE-1, C9500-P e C9300-PE-2.

O rótulo LDP (externo) é o que o rótulo de rede MPLS comuta os pacotes. Valide o rótulo LDP local anunciado ao PE remoto. Não valide o rótulo LDP remoto.

Programação de etiqueta LDP do C9300-PE-1:

**Valide** o rótulo LDP local anunciado ao PE remoto, não valide o rótulo LDP remoto. Verifique o rótulo de uma perspectiva de FED e depois faça o retrocesso para FMAN RP e FMAN FP.

**\*\*\*Software LDP Label Programming\*\*\***

C9300-PE-1#show mpls forwarding-table

Local Label	Outgoing Label	Prefix or Tunnel Id	Bytes Switched	Outgoing interface	Next Hop
16	Pop Label	192.168.1.3/32	0	Gi1/0/2	10.0.0.6
18	Pop Label	10.0.0.12/30	0	Gi1/0/2	10.0.0.6
<b>19</b>	17	192.168.1.4/32	0	Gi1/0/2	10.0.0.6 <-- LDP Label 19 is advertised to Remote PE 192.168.1.4, validate LDP label 19
20	No Label	10.0.0.0/30[V]	1890	aggregate/RED	
22	No Label	192.168.3.0/24[V]	\		
			1982	Gi1/0/1	10.0.0.1

**\*\*\*FMAN RP LDP Label Programming\*\*\***

C9300-PE-1#show platform software mpls switch active r0 label index 59

Label OCE 0x3b -> OBJ\_ADJACENCY (0x46)

Flags: Real, Number of labels in the OCE: 1  
Label values: 0x11  
Backup flags: Pop, UHP, backup label 0x100001  
OM handle: 0x34805f3dc8

**\*\*\*FMAN FP LDP Label Programming\*\*\***

C9300-PE-1#show platform software mpls switch active f0 label index 59

Label OCE 0x3b -> OBJ\_ADJACENCY (0x46)

Flags: Real, Number of labels in the OCE: 1  
Label values: 0x11  
Backup flags: Pop, UHP, backup label 0x100001  
aom id: 7065, CPP handle: 0xdeadbeef (created)

C9300-PE-1#show platform software object-manager switch active f0 object 7065

Object identifier: 7065  
Description: label 0x3b  
Status: Done, Epoch: 0, Client data: 0x63152218

C9300-PE-1#show platform software object-manager switch active f0 object 7065 parents

Object identifier: 511  
Description: adj 0x46, Flags None  
Status: Done

**\*\*\*FED LDP Label Programming\*\*\***

C9300-PE-1#show platform software fed switch active mpls forwarding label 19 detail

LENTRY:label:19 nobj:(LABEL, 59) lentry\_hdl:0xef000007  
modify\_cnt:7 backwalk\_cnt:0  
lspa\_handle:0  
AAL: id:4009754631 lbl:19  
eos0:[adj\_hdl:0x91000056, hw\_hdl:0x7fa4c4d6cae8]  
eos1:[adj\_hdl:0x91000056, hw\_hdl:0x7fa4c4d6c8e8]  
deagg\_vrf\_id = 0 lspa\_handle:0  
LABEL:objid:59 link\_type:MPLS local\_label:19 outlabel:(17, 0)  
flags:0x1:(REAL,) pdflags:0:(INSTALL\_HW\_OK,) adj\_handle:0x91000056  
unsupported recursion:0 olbl\_changed 0 local\_adj:0 modify\_cnt:0  
bwalk\_cnt:0 subwalk\_cnt:0 collapsed\_oce:0  
AAL: id:2432696406 lbl:0 smac:a0f8.4911.d1d6 dmac:d4ad.71b5.dde4  
sub\_type:0 link\_type:2 adj\_flags:0 label\_type:2 rewrite\_type:PSH1(119)  
vlan\_id:0 vrf\_id:0 ri:0x7fa4c4d75fa8, ri\_id:0x26 phdl:0x9f00004b, ref\_cnt:1  
si:0x7fa4c4d5f6c8, si\_id:0x4013, di\_id:0x535f  
ADJ:objid:70 {link\_type:MPLS ifnum:0x36, si:0x25000021, }

Programação de etiqueta LDP do C9500:

**Valide** o rótulo LDP local anunciado ao PE remoto, não valide o rótulo LDP remoto. Verifique o rótulo de uma perspectiva de FED e depois faça o retrocesso para FMAN RP e FMAN FP.

**\*\*\*Software LDP Label Programming\*\*\***

C9500-P#show mpls forwarding-table

Local Label	Outgoing Label	Prefix or Tunnel Id	Bytes Switched	Outgoing interface	Next Hop	
16	explicit-n	192.168.1.2/32	23409	Te1/0/1	10.0.0.5	<-- LDP label 16 is advertised to reach PE 192.168.1.2
17	explicit-n	192.168.1.4/32	23345	Te1/0/2	10.0.0.14	<-- LDP label 17 is advertised to reach PE 192.168.1.4

**\*\*\*FMAN RP LDP Label Programming\*\*\***

C9500-P#show platform software mpls switch active r0 label index 23 <-- Use the obj id from the FED command

Label OCE 0x17 -> OBJ\_ADJACENCY (0x3f)  
Flags: Real, Number of labels in the OCE: 1  
Label values: 0  
Backup flags: Pop, UHP, backup label 0x100001  
OM handle: 0x3480645150

**\*\*\*FMAN FP LDP Label Programming\*\*\***

C9500-P#show platform software mpls switch active f0 label index 23 <-- Use the obj id from the FED command

Label OCE 0x17 -> OBJ\_ADJACENCY (0x3f)  
Flags: Real, Number of labels in the OCE: 1  
Label values: 0  
Backup flags: Pop, UHP, backup label 0x100001  
**aom id: 654**, CPP handle: 0xdeadbeef (created)

C9500-P#show platform software object-manager switch active f0 object 654 <-- Use the aom id from the previous command

Object identifier: 654  
Description: label 0x17  
Status: Done, Epoch: 0, Client data: 0x4b41c08

C9500-P#show platform software object-manager switch active f0 object 654 parents <-- Use the aom id from the previous command

Object identifier: 515  
Description: adj 0x3f, Flags None  
Status: Done

**\*\*\*FED LDP Label Programming\*\*\***

C9500-P#show platform software fed switch active mpls forwarding label 16 detail

LENTRY:label:16 nobj:(LABEL, 23) lentry\_hdl:0xec000004  
modify\_cnt:6 backwalk\_cnt:0  
lspa\_handle:0  
AAL: id:3959422980 lbl:16  
eos0:[adj\_hdl:0xc3000055, hw\_hdl:0x7f28944be3c8]  
eos1:[adj\_hdl:0xc3000055, hw\_hdl:0x7f28944be1b8]  
deagg\_vrf\_id = 0 lspa\_handle:0  
LABEL:**objid:23** link\_type:MPLS local\_label:16 outlabel:(0, 0) <-- Utilized in previous commands  
flags:0x1:(REAL,) pdflags:0:(INSTALL\_HW\_OK,) adj\_handle:0xc3000055  
unsupported recursion:0 olbl\_changed 0 local\_adj:0 modify\_cnt:0  
bwalk\_cnt:0 subwalk\_cnt:0 collapsed\_oce:0  
AAL: id:3271557205 lbl:0 smac:d4ad.71b5.dde4 dmac:a0f8.4911.d1d6  
sub\_type:0 link\_type:2 adj\_flags:0 label\_type:2 rewrite\_type:PSH1(119)

```
vlan_id:0 vrf_id:0 ri:0x7f289449bf88, ri_id:0x44 phdl:0xe9000057, ref_cnt:1
si:0x7f2894489b58, si_id:0x4009, di_id:0x1
ADJ:objid:63 {link_type:MPLS ifnum:0x41, si:0x57000023, }
```

**\*\*\*Software LDP Label Programming\*\*\***

C9500-P#show mpls forwarding-table

Local Label	Outgoing Label	Prefix or Tunnel Id	Bytes Switched	Label	Outgoing interface	Next Hop
16	explicit-n	192.168.1.2/32	23409		Tel/0/1	10.0.0.5
17	explicit-n	192.168.1.4/32	23345		Tel/0/2	10.0.0.14

**\*\*\*FMAN RP LDP Label Programming\*\*\***

C9500-P#show platform software mpls switch active r0 label index 64 <-- Use the obj id from the FED command

Label OCE 0x40 -> OBJ\_ADJACENCY (0x49)  
Flags: Real, Number of labels in the OCE: 1  
Label values: 0  
Backup flags: Pop, UHP, backup label 0x100001  
OM handle: 0x3480641d08

**\*\*\*FMAN FP LDP Label Programming\*\*\***

C9500-P#show platform software mpls switch active f0 label index 64 <-- Use the obj id from the FED command

Label OCE 0x40 -> OBJ\_ADJACENCY (0x49)  
Flags: Real, Number of labels in the OCE: 1  
Label values: 0  
Backup flags: Pop, UHP, backup label 0x100001  
**aom id: 657**, CPP handle: 0xdeadbeef (created)

C9500-P#show platform software object-manager switch active f0 object 657 <-- Use the aom id value from previous command

Object identifier: 657  
Description: label 0x40  
Status: Done, Epoch: 0, Client data: 0x4b523f8

C9500-P#show platform software object-manager switch active f0 object 657 parents<-- Use the aom id value from previous command

Object identifier: 535  
Description: adj 0x49, Flags None  
Status: Done

**\*\*\*FED LDP Label Programming\*\*\***

C9500-P#show platform software fed switch active mpls forwarding label 17 detail

LENTRY:label:17 nobj:(LABEL, 64) lentry\_hdl:0x8d000005  
modify\_cnt:6 backwalk\_cnt:0  
lspa\_handle:0  
AAL: id:2365587461 lbl:17  
eos0:[adj\_hdl:0xcc000037, hw\_hdl:0x7f2894480438]  
eos1:[adj\_hdl:0xcc000037, hw\_hdl:0x7f2894480228]  
deagg\_vrf\_id = 0 lspa\_handle:0  
LABEL:objid:64 link\_type:MPLS local\_label:17 outlabel:(0, 0) <-- Utilized in previous commands  
flags:0x1:(REAL,) pdflags:0:(INSTALL\_HW\_OK,) adj\_handle:0xcc000037  
unsupported recursion:0 olbl\_changed 0 local\_adj:0 modify\_cnt:0  
bwalk\_cnt:0 subwalk\_cnt:0 collapsed\_oce:0  
AAL: id:3422552119 lbl:0 smac:d4ad.71b5.ddd6 dmac:70d3.79be.ae71  
sub\_type:0 link\_type:2 adj\_flags:0 label\_type:2 rewrite\_type:PSH1(119)  
vlan\_id:0 vrf\_id:0 ri:0x7f2894498008, ri\_id:0x38 phdl:0x76000058, ref\_cnt:1  
si:0x7f2894498478, si\_id:0x400b, di\_id:0x2

```
ADJ:objid:73 {link_type:MPLS ifnum:0x42, si:0x3d000027, }
```

## Programação de etiqueta LDP do C9300-PE-2:

**Valide** o rótulo LDP local anunciado ao PE remoto, não valide o rótulo LDP remoto. Verifique o rótulo de uma perspectiva de FED e depois faça o retrocesso para FMAN RP e FMAN FP.

### \*\*\*Software LDP Label Programming\*\*\*

```
C9300-PE-2#show mpls forwarding-table
```

Local Label	Outgoing Label	Prefix or Tunnel Id	Bytes Switched	Outgoing interface	Next Hop
16	Pop Label	192.168.1.3/32	0	Gi2/0/2	10.0.0.13
<b>17</b>	16	192.168.1.2/32	630	Gi2/0/2	10.0.0.13 <-- LDP label 17 is advertised to Remote PE 192.168.1.2
18	Pop Label	10.0.0.4/30	0	Gi2/0/2	10.0.0.13
20	No Label	10.0.0.20/30[V]	1260	aggregate/RED	
21	No Label	192.168.2.0/24[V]	\		
			2070	Gi2/0/1	10.0.0.22

```
C9300-PE-2#show platform software mpls switch active r0 label index 82 <-- Utilize the obj id value from the FED Command
```

```
Label OCE 0x52 -> OBJ_ADJACENCY (0x46)
Flags: Real, Number of labels in the OCE: 1
Label values: 0x10
Backup flags: Pop, UHP, backup label 0x100001
OM handle: 0x348063ad00
```

```
C9300-PE-2#show platform software mpls switch active f0 label index 82 <-- Utilize the obj id value from the FED Command
```

```
Label OCE 0x52 -> OBJ_ADJACENCY (0x46)
Flags: Real, Number of labels in the OCE: 1
Label values: 0x10
Backup flags: Pop, UHP, backup label 0x100001
aom id: 3624, CPP handle: 0xdeadbeef (created) <-- Used in next commands
```

```
C9300-PE-2#show platform software object-manager switch active f0 object 3624 <-- Utilize the aom id value
```

```
Object identifier: 3624
Description: label 0x52
Status: Done, Epoch: 0, Client data: 0x11071668
```

```
C9300-PE-2#show platform software object-manager switch active f0 object 3624 parents <-- Utilize the aom id value
```

```
Object identifier: 496
Description: adj 0x46, Flags None
Status: Done
```

```
C9300-PE-2#show platform software fed switch active mpls forwarding label 17 detail
```

```
LENTRY:label:17 nobj:(LABEL, 82) lentry_hdl:0x44000005
modify_cnt:6 backwalk_cnt:0
lspa_handle:0
AAL: id:1140850693 lbl:17
eos0:[adj_hdl:0x5f000032, hw_hdl:0x7fe8f8a52798]
eos1:[adj_hdl:0x5f000032, hw_hdl:0x7fe8f8a52588]
```

```

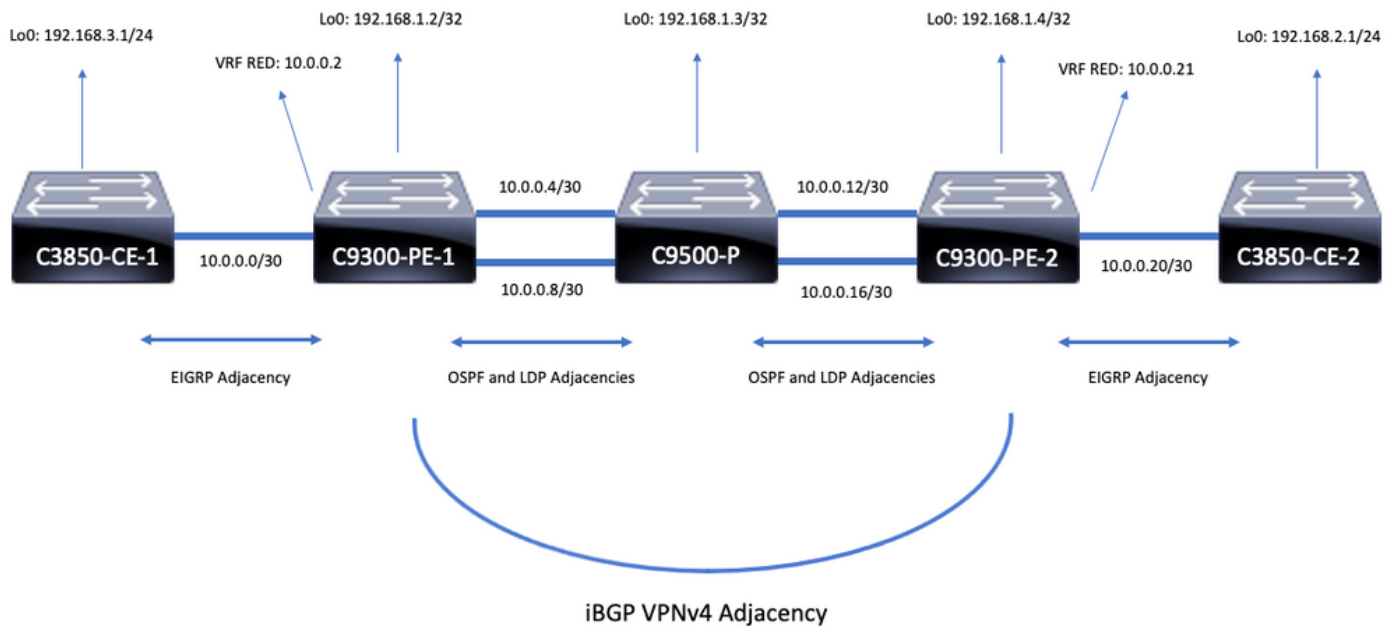
deagg_vrf_id = 0 lsp_handle:0
LABEL:objid:82 link_type:MPLS local_label:17 outlabel:(16, 0) <-- Used in previous commands
flags:0x1:(REAL,) pdflags:0:(INSTALL_HW_OK,) adj_handle:0x5f000032
unsupported_recursion:0 olbl_changed 0 local_adj:0 modify_cnt:0
bwalk_cnt:0 subwalk_cnt:0 collapsed_oce:0
AAL: id:1593835570 lbl:0 smac:70d3.79be.ae71 dmac:d4ad.71b5.ddd6
sub_type:0 link_type:2 adj_flags:0 label_type:2 rewrite_type:PSH1(119)
vlan_id:0 vrf_id:0 ri:0x7fe8f8a93c78, ri_id:0x3a phd1:0x9f00004b, ref_cnt:1
si:0x7fe8f8a91188, si_id:0x4011, di_id:0x535f
ADJ:objid:70 {link_type:MPLS ifnum:0x36, si:0xaa000021, }

```

## Cenário 2. L3VPN com ECMP entre PEs e roteadores P

### Topologia de referência

Para o propósito deste exemplo, os switches Catalyst 3850 funcionam como dispositivos CE, os switches Catalyst 9300 funcionam como dispositivos PE, o Catalyst 9500 na função Virtual Stackwise como o dispositivo P. O EIGRP é executado entre os dispositivos CE e PE, OSPF e adjacências LDP no núcleo MPLS, com uma adjacência de VPNv4 do iBGP entre os dispositivos PE. No núcleo do MPLS, há ECMP entre os dispositivos PE e P.



### Detalhes da configuração

#### Configuração do C3850-CE-1

```

hostname C3850-CE-1
!
interface Loopback0
ip address 192.168.3.1 255.255.255.0
!
interface TenGigabitEthernet1/0/1
no switchport
ip address 10.0.0.1 255.255.255.252
!
router eigrp 420
network 10.0.0.0 0.0.0.3

```



```
network 192.168.3.0
eigrp stub connected summary
!
ip route 0.0.0.0 0.0.0.0 10.0.0.2
```

## Configuração do C9300-PE-1

```
hostname C9300-PE-1
!
ip vrf RED
rd 69:69
route-target export 69:69
route-target import 69:69
!
mpls ldp explicit-null
!
interface Loopback0
ip address 192.168.1.2 255.255.255.255
!
interface GigabitEthernet1/0/1
no switchport
ip vrf forwarding RED
ip address 10.0.0.2 255.255.255.252
!
interface GigabitEthernet1/0/2
no switchport
ip address 10.0.0.5 255.255.255.252
!
interface GigabitEthernet1/0/3
no switchport
ip address 10.0.0.9 255.255.255.252
!
router eigrp 420
!
address-family ipv4 vrf RED
network 10.0.0.0 0.0.0.3
autonomous-system 420
exit-address-family
!
router ospf 420
network 0.0.0.0 255.255.255.255 area 0
mpls ldp autoconfig
!
router bgp 69420
bgp log-neighbor-changes
neighbor 192.168.1.4 remote-as 69420
neighbor 192.168.1.4 update-source Loopback0
!
address-family vpnv4
neighbor 192.168.1.4 activate
neighbor 192.168.1.4 send-community extended
exit-address-family
!
address-family ipv4 vrf RED
redistribute eigrp 420
exit-address-family
```

## Configuração do C9500-P

```
hostname C9500-P
!
interface Loopback0
```

```
ip address 192.168.1.3 255.255.255.255
!
interface TenGigabitEthernet1/0/1
no switchport
ip address 10.0.0.6 255.255.255.252
!
interface TenGigabitEthernet1/0/2
no switchport
ip address 10.0.0.13 255.255.255.252
!
interface TenGigabitEthernet2/0/1
no switchport
ip address 10.0.0.10 255.255.255.252
!
interface TenGigabitEthernet2/0/2
no switchport
ip address 10.0.0.17 255.255.255.252
!
router ospf 420
network 0.0.0.0 255.255.255.255 area 0
mpls ldp autoconfig
```

## Configuração do C9300-PE-2

```
hostname C9300-PE-2
!
ip vrf RED
rd 69:69
route-target export 69:69
route-target import 69:69
!
mpls ldp explicit-null
!
interface Loopback0
ip address 192.168.1.4 255.255.255.255
!
interface GigabitEthernet2/0/1
no switchport
ip vrf forwarding RED
ip address 10.0.0.21 255.255.255.252
!
interface GigabitEthernet2/0/2
no switchport
ip address 10.0.0.14 255.255.255.252
!
interface GigabitEthernet2/0/3
no switchport
ip address 10.0.0.18 255.255.255.252
!
router eigrp 400
!
address-family ipv4 vrf RED
network 10.0.0.20 0.0.0.3
autonomous-system 400
exit-address-family
!
router ospf 420
passive-interface GigabitEthernet2/0/24
network 0.0.0.0 255.255.255.255 area 0
mpls ldp autoconfig
!
router bgp 69420
bgp log-neighbor-changes
```

```
neighbor 192.168.1.2 remote-as 69420
neighbor 192.168.1.2 update-source Loopback0
!
address-family vpnv4
neighbor 192.168.1.2 activate
neighbor 192.168.1.2 send-community extended
exit-address-family
!
address-family ipv4 vrf RED
redistribute eigrp 400
exit-address-family
```

## Configuração do C3850-CE-2

```
hostname C3850-CE-2
!
interface Loopback0
ip address 192.168.2.1 255.255.255.0
!
interface TenGigabitEthernet2/0/1
no switchport
ip address 10.0.0.22 255.255.255.252
!
router eigrp 400
network 10.0.0.20 0.0.0.3
network 192.168.2.0
eigrp stub connected summary
!
ip route 0.0.0.0 0.0.0.0 10.0.0.21
```

## Validação básica

Antes da validação da programação MPLS, há requisitos básicos que precisam ser validados:

- A conectividade PE a PE está presente
- Validar o caminho comutado por rótulo (LSP) entre os PEs
- Validar adjacência de BGPv4 entre PEs
- Validar rótulos de VPNv4 e LDP
- Validar Tabela de Encaminhamento MPLS

### Validar conectividade PE a PE

Você pode fazer ping no loopback PE remoto e na origem do loopback local, mas isso não confirma se o LSP (Label Switched Path, caminho comutado por rótulo de MPLS) é bom, pois os endereços IP de loopback são anunciados na parte inferior.

**Observação:** a adjacência de PE para PE MP-BGP VPNv4 é obtida através de suas respectivas interfaces Loopback0.

```
C9300-PE-1#ping 192.168.1.4 source 192.168.1.2
Type escape sequence to abort.
Sending 5, 100-byte ICMP Echos to 192.168.1.4, timeout is 2 seconds:
Packet sent with a source address of 192.168.1.2
!!!!
Success rate is 100 percent (5/5), round-trip min/avg/max = 1/1/1 ms

C9300-PE-1#show ip route 192.168.1.4
Routing entry for 192.168.1.4/32
```

```
Known via "ospf 420", distance 110, metric 3, type intra area
Last update from 10.0.0.10 on GigabitEthernet1/0/3, 18:39:30 ago
Routing Descriptor Blocks:
  10.0.0.10, from 192.168.1.4, 18:39:30 ago, via GigabitEthernet1/0/3
    Route metric is 3, traffic share count is 1
  * 10.0.0.6, from 192.168.1.4, 18:39:30 ago, via GigabitEthernet1/0/2
    Route metric is 3, traffic share count is 1
```

## Validar o LSP

Você pode usar um traceroute MPLS do loopback PE para PE para validar o LSP e todos os rótulos LDP MPLS ao longo do caminho.

**Observação:** esse traceroute de MPLS impõe apenas um rótulo, o rótulo de LDP, isso não demonstra que o tráfego do CE é bem-sucedido, pois esse tráfego é imposto com 2 rótulos, o rótulo VPNv4 (interno) e o rótulo LDP (externo).

```
C9300-PE-1#traceroute mpls ipv4 192.168.1.4/32 source 192.168.1.2
Tracing MPLS Label Switched Path to 192.168.1.4/32, timeout is 2 seconds
```

```
Codes: '!' - success, 'Q' - request not sent, '.' - timeout,
'L' - labeled output interface, 'B' - unlabeled output interface,
'D' - DS Map mismatch, 'F' - no FEC mapping, 'f' - FEC mismatch,
'M' - malformed request, 'm' - unsupported tlvs, 'N' - no label entry,
'P' - no rx intf label prot, 'p' - premature termination of LSP,
'R' - transit router, 'I' - unknown upstream index,
'l' - Label switched with FEC change, 'd' - see DDMAP for return code,
'X' - unknown return code, 'x' - return code 0
```

Type escape sequence to abort.

```
 0 10.0.0.5 MRU 1500 [Labels: 17 Exp: 0]
L 1 10.0.0.6 MRU 1500 [Labels: explicit-null Exp: 0] 7 ms
! 2 10.0.0.18 1 ms
```

Se você não tiver acesso ao CE ou a um dispositivo atrás do CE e quiser demonstrar que há imposição/disposição de rótulo VPNv4 e LDP bem-sucedida, você pode tentar fazer ping a partir da interface voltada para CE no VRF em um PE para a outra interface voltada para CE no VRF no PE remoto.

```
C9300-PE-1#ping vrf RED 10.0.0.21 source 10.0.0.2
Type escape sequence to abort.
Sending 5, 100-byte ICMP Echos to 10.0.0.21, timeout is 2 seconds:
Packet sent with a source address of 10.0.0.2
!!!!
Success rate is 100 percent (5/5), round-trip min/avg/max = 1/1/1 ms
```

## Validar adjacência de VPNv4 BGP entre PEs

```
C9300-PE-1#show bgp vpnv4 unicast all neighbors 192.168.1.4
BGP neighbor is 192.168.1.4, remote AS 69420, internal link
  BGP version 4, remote router ID 192.168.1.4
  BGP state = Established, up for 18:40:49
  Last read 00:00:40, last write 00:00:47, hold time is 180, keepalive interval is 60 seconds
  Neighbor sessions:
    1 active, is not multisession capable (disabled)
  Neighbor capabilities:
    Route refresh: advertised and received(new)
```

```
Four-octets ASN Capability: advertised and received
Address family IPv4 Unicast: advertised and received
Address family VPNv4 Unicast: advertised and received
Enhanced Refresh Capability: advertised and received
Multisession Capability:
Stateful switchover support enabled: NO for session 1
Message statistics:
InQ depth is 0
OutQ depth is 0

                Sent          Rcvd
Opens:           1            1
Notifications:  0            0
Updates:         4            4
Keepalives:     1237         1233
Route Refresh:  0            0
Total:          1242         1238
Do log neighbor state changes (via global configuration)
Default minimum time between advertisement runs is 0 seconds
```

<snip>

```
C9300-PE-2#show bgp vpnv4 unicast all neighbors 192.168.1.2
BGP neighbor is 192.168.1.2, remote AS 69420, internal link
BGP version 4, remote router ID 192.168.1.2
BGP state = Established, up for 18:41:36
Last read 00:00:42, last write 00:00:32, hold time is 180, keepalive interval is 60 seconds
Neighbor sessions:
  1 active, is not multisession capable (disabled)
Neighbor capabilities:
  Route refresh: advertised and received(new)
  Four-octets ASN Capability: advertised and received
  Address family IPv4 Unicast: advertised and received
  Address family VPNv4 Unicast: advertised and received
  Enhanced Refresh Capability: advertised and received
  Multisession Capability:
  Stateful switchover support enabled: NO for session 1
Message statistics:
InQ depth is 0
OutQ depth is 0
```

```
                Sent          Rcvd
Opens:           1            1
Notifications:  0            0
Updates:         4            4
Keepalives:     1234         1238
Route Refresh:  0            0
Total:          1239         1243
Do log neighbor state changes (via global configuration)
Default minimum time between advertisement runs is 0 seconds
```

## A adjacência remota de PE VPNv4 está ativa e um prefixo foi recebido

```
C9300-PE-1#show bgp vpnv4 unicast all summary
BGP router identifier 192.168.1.2, local AS number 69420
BGP table version is 7, main routing table version 7
4 network entries using 1024 bytes of memory
4 path entries using 544 bytes of memory
4/4 BGP path/bestpath attribute entries using 1216 bytes of memory
4 BGP extended community entries using 1000 bytes of memory
0 BGP route-map cache entries using 0 bytes of memory
0 BGP filter-list cache entries using 0 bytes of memory
BGP using 3784 total bytes of memory
BGP activity 4/0 prefixes, 4/0 paths, scan interval 60 secs
```

4 networks peaked at 18:49:56 Jun 23 2021 UTC (18:41:06.070 ago)

Neighbor	V	AS	MsgRcvd	MsgSent	TblVer	InQ	OutQ	Up/Down	State/PfxRcd
192.168.1.4	4	69420	1240	1244	7	0	0	18:41:59	2

C9300-PE-2#show bgp vpnv4 unicast all summary

BGP router identifier 192.168.1.4, local AS number 69420  
BGP table version is 7, main routing table version 7  
4 network entries using 1024 bytes of memory  
4 path entries using 544 bytes of memory  
4/4 BGP path/bestpath attribute entries using 1216 bytes of memory  
4 BGP extended community entries using 1000 bytes of memory  
0 BGP route-map cache entries using 0 bytes of memory  
0 BGP filter-list cache entries using 0 bytes of memory  
BGP using 3784 total bytes of memory  
BGP activity 4/0 prefixes, 4/0 paths, scan interval 60 secs  
4 networks peaked at 18:49:37 Jun 23 2021 UTC (18:41:06.851 ago)

Neighbor	V	AS	MsgRcvd	MsgSent	TblVer	InQ	OutQ	Up/Down	State/PfxRcd
192.168.1.2	4	69420	1244	1240	7	0	0	18:42:17	2

## Verifique quais prefixos são trocados no VRF específico

C9300-PE-1#show ip bgp vpnv4 vrf RED

BGP table version is 7, local router ID is 192.168.1.2  
Status codes: s suppressed, d damped, h history, \* valid, > best, i - internal,  
r RIB-failure, S Stale, m multipath, b backup-path, f RT-Filter,  
x best-external, a additional-path, c RIB-compressed,  
t secondary path, L long-lived-stale,  
Origin codes: i - IGP, e - EGP, ? - incomplete  
RPKI validation codes: V valid, I invalid, N Not found

Network	Next Hop	Metric	LocPrf	Weight	Path
Route Distinguisher: 69:69 (default for vrf RED)					
*> 10.0.0.0/30	0.0.0.0	0		32768	?
*>i 10.0.0.20/30	192.168.1.4	0	100	0	?
*>i 192.168.2.0	192.168.1.4	130816	100	0	?
*> 192.168.3.0	10.0.0.1	130816		32768	?

C9300-PE-2#show ip bgp vpnv4 vrf RED

BGP table version is 7, local router ID is 192.168.1.4  
Status codes: s suppressed, d damped, h history, \* valid, > best, i - internal,  
r RIB-failure, S Stale, m multipath, b backup-path, f RT-Filter,  
x best-external, a additional-path, c RIB-compressed,  
t secondary path, L long-lived-stale,  
Origin codes: i - IGP, e - EGP, ? - incomplete  
RPKI validation codes: V valid, I invalid, N Not found

Network	Next Hop	Metric	LocPrf	Weight	Path
Route Distinguisher: 69:69 (default for vrf RED)					
*>i 10.0.0.0/30	192.168.1.2	0	100	0	?
*> 10.0.0.20/30	0.0.0.0	0		32768	?
*> 192.168.2.0	10.0.0.22	130816		32768	?
*>i 192.168.3.0	192.168.1.2	130816	100	0	?

## Validar rótulos de VPNv4 e LDP

C9300-PE-1#show ip bgp vpnv4 vrf RED labels

```

Network          Next Hop          In label/Out label
Route Distinguisher: 69:69 (RED)
 10.0.0.0/30     0.0.0.0          20/nolabel(RED)
 10.0.0.20/30   192.168.1.4     nolabel/20
 192.168.2.0    192.168.1.4     nolabel/21 <-- VPNv4 label that is be imposed to reach
192.168.20
 192.168.3.0    10.0.0.1        21/nolabel

```

C9300-PE-1#show ip route vrf RED 192.168.2.1

Routing Table: RED

Routing entry for 192.168.2.0/24

Known via "bgp 69420", distance 200, metric 130816, type internal

Last update from 192.168.1.4 18:41:56 ago

Routing Descriptor Blocks:

\* 192.168.1.4 (default), from 192.168.1.4, 18:41:56 ago

Route metric is 130816, traffic share count is 1

AS Hops 0

MPLS label: **21 <-- VPNv4 label that matches the previous output**

MPLS Flags: MPLS Required

C9300-PE-2#show ip bgp vpnv4 vrf RED labels

```

Network          Next Hop          In label/Out label
Route Distinguisher: 69:69 (RED)
 10.0.0.0/30     192.168.1.2     nolabel/20
 10.0.0.20/30   0.0.0.0          20/nolabel(RED)
 192.168.2.0    10.0.0.22       21/nolabel <-- VPNv4 label that is advertised to reach
192.168.2.0
 192.168.3.0    192.168.1.2     nolabel/21

```

C9300-PE-2#show ip route vrf RED 192.168.2.1

Routing Table: RED

Routing entry for 192.168.2.0/24

Known via "eigrp 400", distance 90, metric 130816, precedence routine (0), type internal

Redistributing via eigrp 400, bgp 69420

Advertised by bgp 69420

Last update from 10.0.0.22 on GigabitEthernet2/0/1, 18:45:04 ago

Routing Descriptor Blocks:

\* 10.0.0.22, from 10.0.0.22, 18:45:04 ago, via GigabitEthernet2/0/1 <-- **CE-facing interface in the VRF**

Route metric is 130816, traffic share count is 1

Total delay is 5010 microseconds, minimum bandwidth is 1000000 Kbit

Reliability 255/255, minimum MTU 1500 bytes

Loading 1/255, Hops 1

## Verifique as etiquetas LDP utilizadas

C9300-PE-1#show mpls forwarding-table 192.168.1.4

```

Local      Outgoing  Prefix          Bytes Label  Outgoing  Next Hop
Label      Label     or Tunnel Id    Switched     interface
19         17        192.168.1.4/32  0            Gi1/0/2   10.0.0.6 <-- 17 is the LDP
label imposed to reach PE at 192.168.1.4 through Gi1/0/2
          17        192.168.1.4/32  0            Gi1/0/3   10.0.0.10 <-- 17 is the LDP
label imposed to reach PE at 192.168.1.4 through Gi1/0/3

```

C9300-PE-2#show mpls forwarding-table 192.168.1.2

```

Local      Outgoing  Prefix          Bytes Label  Outgoing  Next Hop
Label      Label     or Tunnel Id    Switched     interface
17         16        192.168.1.2/32  0            Gi2/0/2   10.0.0.13 <-- 16 is the LDP
label imposed to reach PE at 192.168.1.2 through Gi2/0/2

```

```
16          192.168.1.2/32  0          Gi2/0/3    10.0.0.17 <-- 16 is the LDP
label imposed to reach PE at 192.168.1.2 through Gi2/0/3
```

## Validar a Tabela de Encaminhamento MPLS

```
C9300-PE-1#show mpls forwarding-table
```

Local Label	Outgoing Label	Prefix or Tunnel Id	Bytes Switched	Label	Outgoing interface	Next Hop
16	Pop Label	192.168.1.3/32	0		Gi1/0/2	10.0.0.6
	Pop Label	192.168.1.3/32	0		Gi1/0/3	10.0.0.10
17	Pop Label	10.0.0.16/30	0		Gi1/0/2	10.0.0.6
	Pop Label	10.0.0.16/30	0		Gi1/0/3	10.0.0.10
18	Pop Label	10.0.0.12/30	0		Gi1/0/2	10.0.0.6
	Pop Label	10.0.0.12/30	0		Gi1/0/3	10.0.0.10
19	17	192.168.1.4/32	0		Gi1/0/2	10.0.0.6
	17	192.168.1.4/32	0		Gi1/0/3	10.0.0.10
20	No Label	10.0.0.0/30[V]	630		aggregate/RED	
21	No Label	192.168.3.0/24[V]	\			
			0		Gi1/0/1	10.0.0.1

```
C9300-PE-2#show mpls forwarding-table
```

Local Label	Outgoing Label	Prefix or Tunnel Id	Bytes Switched	Label	Outgoing interface	Next Hop
16	Pop Label	192.168.1.3/32	0		Gi2/0/2	10.0.0.13
	Pop Label	192.168.1.3/32	0		Gi2/0/3	10.0.0.17
17	16	192.168.1.2/32	0		Gi2/0/2	10.0.0.13
	16	192.168.1.2/32	0		Gi2/0/3	10.0.0.17
18	Pop Label	10.0.0.4/30	0		Gi2/0/2	10.0.0.13
	Pop Label	10.0.0.4/30	0		Gi2/0/3	10.0.0.17
19	Pop Label	10.0.0.8/30	0		Gi2/0/2	10.0.0.13
	Pop Label	10.0.0.8/30	0		Gi2/0/3	10.0.0.17
20	No Label	10.0.0.20/30[V]	630		aggregate/RED	
21	No Label	192.168.2.0/24[V]	\			
			0		Gi2/0/1	10.0.0.22

**Confirme os rótulos internos (VPNv4) e externos (LDP) usados para acessar cada prefixo especificado no VRF**

```
C9300-PE-1#show ip cef vrf RED 192.168.2.0/24 detail
```

```
192.168.2.0/24, epoch 0, flags [rib defined all labels]
```

```
recursive via 192.168.1.4 label 21 <-- VPNv4 label
```

```
nexthop 10.0.0.6 GigabitEthernet1/0/2 label 17-(local:19) <-- 17 is the LDP label that is imposed to reach the remote PE, 19 is the local LDP label advertised to the P router
```

```
nexthop 10.0.0.10 GigabitEthernet1/0/3 label 17-(local:19)<-- 17 is the LDP label that is imposed to reach the remote PE, 19 is the local LDP label advertised to the P router
```

```
C9300-PE-2#show ip cef vrf RED 192.168.3.0/24 detail
```

```
192.168.3.0/24, epoch 0, flags [rib defined all labels]
```

```
recursive via 192.168.1.2 label 21 <-- VPNv4 label
```

```
nexthop 10.0.0.13 GigabitEthernet2/0/2 label 16-(local:17) <-- 16 is the LDP label that is imposed to reach the remote PE, 17 is the local LDP label advertised to the P router
```

```
nexthop 10.0.0.17 GigabitEthernet2/0/3 label 16-(local:17) <-- 16 is the LDP label that is imposed to reach the remote PE, 17 is the local LDP label advertised to the P router
```

**Verificar Estatísticas do Object-Manager:**

Nos cenários ideais, não há objetos pendentes



```
C9300-PE-1#show platform software object-manager switch active f0 statistics
```

```
Forwarding Manager Asynchronous Object Manager Statistics
```

```
Object update: Pending-issue: 0, Pending-acknowledgement: 0
```

```
Batch begin: Pending-issue: 0, Pending-acknowledgement: 0
```

```
Batch end: Pending-issue: 0, Pending-acknowledgement: 0
```

```
Command: Pending-acknowledgement: 0
```

```
Total-objects: 491
```

```
Stale-objects: 0
```

```
Resolve-objects: 0
```

```
Childless-delete-objects: 0
```

```
Error-objects: 0
```

```
Paused-types: 0
```

```
9500-P#show platform software object-manager switch active f0 statistics
```

```
Forwarding Manager Asynchronous Object Manager Statistics
```

```
Object update: Pending-issue: 0, Pending-acknowledgement: 0
```

```
Batch begin: Pending-issue: 0, Pending-acknowledgement: 0
```

```
Batch end: Pending-issue: 0, Pending-acknowledgement: 0
```

```
Command: Pending-acknowledgement: 0
```

```
Total-objects: 491
```

```
Stale-objects: 0
```

```
Resolve-objects: 0
```

```
Childless-delete-objects: 0
```

```
Error-objects: 0
```

```
Paused-types: 0
```

```
C9300-PE-2#show platform software object-manager switch active f0 statistics
```

```
Forwarding Manager Asynchronous Object Manager Statistics
```

```
Object update: Pending-issue: 0, Pending-acknowledgement: 0
```

```
Batch begin: Pending-issue: 0, Pending-acknowledgement: 0
```

```
Batch end: Pending-issue: 0, Pending-acknowledgement: 0
```

```
Command: Pending-acknowledgement: 0
```

```
Total-objects: 482
```

```
Stale-objects: 0
```

```
Resolve-objects: 0
```

```
Childless-delete-objects: 0
```

```
Error-objects: 0
```

```
Paused-types: 0
```

## Programação de prefixo

A próxima seção aborda a programação de prefixos nos roteadores MPLS, C9300-PE-1, C9500-P e C9300-PE-2.

### Programação de prefixo C9300-PE-1

```
***Software Prefix Programming***
```

```
C9300-PE-1#show ip route vrf RED 192.168.2.1
```

```
Routing Table: RED
```

```
Routing entry for 192.168.2.0/24
```

```
Known via "bgp 69420", distance 200, metric 130816, type internal
```

```
Last update from 192.168.1.4 19:21:45 ago
```

```
Routing Descriptor Blocks:
```

```
* 192.168.1.4 (default), from 192.168.1.4, 19:21:45 ago <-- Remote PE reachable in the global
```

```
routing table
```

```
Route metric is 130816, traffic share count is 1
```

```
AS Hops 0
```

```
MPLS label: 21 <-- VPNv4 label
```

MPLS Flags: MPLS Required

C9300-PE-1#show ip route 192.168.1.4

Routing entry for 192.168.1.4/32

Known via "ospf 420", distance 110, metric 3, type intra area

Last update from 10.0.0.10 on GigabitEthernet1/0/3, 19:23:17 ago

Routing Descriptor Blocks:

**10.0.0.10**, from 192.168.1.4, 19:23:17 ago, via **GigabitEthernet1/0/3** <-- Next-hop to reach **192.168.1.4**

Route metric is 3, traffic share count is 1

\* **10.0.0.6**, from 192.168.1.4, 19:23:17 ago, via **GigabitEthernet1/0/2** <-- Next-hop to reach **192.168.1.4**

Route metric is 3, traffic share count is 1

**\*\*\*FMAN RP Prefix Programming\*\*\***

C9300-PE-1#show ip vrf detail

VRF RED (**VRF Id = 2**); default RD 69:69; default VPNID <-- **VRF ID is important in subsequent command**

Old CLI format, supports IPv4 only

Flags: 0xC

Interfaces:

Gil/0/1

Address family ipv4 unicast (Table ID = 0x2):

Flags: 0x0

Export VPN route-target communities

RT:69:69

Import VPN route-target communities

RT:69:69

No import route-map

No global export route-map

No export route-map

VRF label distribution protocol: not configured

VRF label allocation mode: per-prefix

C9300-PE-1#show platform software ip switch active r0 cef table index 2 prefix 192.168.2.0/24 <-  
- **Index value is the VRF ID from previous command**

Forwarding Table

Prefix/Len	Next Object	Index
192.168.2.0/24	OBJ_LABEL	0x78

C9300-PE-1#show platform software mpls switch active r0 label index 0x78 <-- Utilize the Index value from previous command

Label OCE 0x78 -> OBJ\_LOADBALANCE (**0x70**) <-- Utilized in next command

Flags: Real, Number of labels in the OCE: 1

Label values: 0x15

Backup flags: Pop, UHP, backup label 0x100001

OM handle: 0x3480644d88

C9300-PE-1#show platform software loadinfo switch active r0 index 0x70 <-- Utilize the OBJ\_LOADBALANCE value from previous command

Number of loadinfo objects: 8

Index: 0x70, Flags: unknown, Hash Algorithm: , Number of Paths: 2, Number of buckets: 16

Anti-polarising Factor: 0xf4a19ba0

Next Object Type: OBJ\_LABEL, OBJ\_LABEL

Next obj handle: **0x6e**, **0x6f**

Hash Buckets: 0, 1, 0, 1, 0, 1, 0, 1, 0, 1, 0, 1, 0, 1, 0, 1

Color Buckets Map: 0, 0, 0, 0, 0, 0, 0, 0, 0, 0, 0, 0, 0, 0, 0, 0

OM handle: 0x3480641fb8

C9300-PE-1#show platform software mpls switch active r0 label index 0x6e <-- Utilize the obj handle value from previous command

Label OCE 0x6e -> OBJ\_ADJACENCY (0x4b)  
Flags: Real, Number of labels in the OCE: 1  
Label values: 0x11  
Backup flags: Pop, UHP, backup label 0x100001  
OM handle: 0x34806420d0

C9300-PE-1#show platform software mpls switch active r0 label index 0x6f <-- Utilize the obj handle value from previous command

Label OCE 0x6f -> OBJ\_ADJACENCY (0x4e)  
Flags: Real, Number of labels in the OCE: 1  
Label values: 0x11  
Backup flags: Pop, UHP, backup label 0x100001  
OM handle: 0x3480642268

C9300-PE-1#show platform software adjacency switch active r0 index 0x4b <-- Utilize the OBJ\_ADJACENCY value from previous command

Number of adjacency objects: 10

Adjacency id: 0x4b (75)  
Interface: GigabitEthernet1/0/2, IF index: 54, Link Type: MCP\_LINK\_TAG  
Encap: d4:ad:71:b5:dd:e4:a0:f8:49:11:d1:d6:88:47 <-- MAC ending in DDE4 is the DMAC, MAC ending in D1D6 is SMAC, 8847 is MPLS ETYPE  
Encap Length: 14, Encap Type: MCP\_ET\_ARPA, MTU: 1500  
Flags: unknown  
Incomplete behavior type: None  
Fixup: unknown  
Fixup\_Flags\_2: unknown  
Nexthop addr: 10.0.0.6 <-- Next-hop IP address  
IP FRR MCP\_ADJ\_IPFRR\_NONE 0  
OM handle: 0x34806375f8

C9300-PE-1#show platform software adjacency switch active r0 index 0x4e <-- Utilize the OBJ\_ADJACENCY value from previous command

Number of adjacency objects: 10

Adjacency id: 0x4e (78)  
Interface: GigabitEthernet1/0/3, IF index: 55, Link Type: MCP\_LINK\_TAG  
Encap: d4:ad:71:b5:dd:c2:a0:f8:49:11:d1:d8:88:47 <-- MAC ending DDC2 is the DMAC, MAC ending in D1D8 is the SMAC, 8847 is the MPLS ETPYE  
Encap Length: 14, Encap Type: MCP\_ET\_ARPA, MTU: 1500  
Flags: unknown  
Incomplete behavior type: None  
Fixup: unknown  
Fixup\_Flags\_2: unknown  
Nexthop addr: 10.0.0.10 <-- Next-hop IP address  
IP FRR MCP\_ADJ\_IPFRR\_NONE 0  
OM handle: 0x3480638200

\*\*\*FMAN FP Prefix Programming\*\*\*

C9300-PE-1#show ip vrf detail

VRF RED (VRF Id = 2); default RD 69:69; default VPNID

Old CLI format, supports IPv4 only

Flags: 0xC

Interfaces:

Gil/0/1

Address family ipv4 unicast (Table ID = 0x2):

Flags: 0x0

```
Export VPN route-target communities
  RT:69:69
Import VPN route-target communities
  RT:69:69
No import route-map
No global export route-map
No export route-map
VRF label distribution protocol: not configured
VRF label allocation mode: per-prefix
```

```
C9300-PE-1#show platform software ip switch active f0 cef table index 2 prefix 192.168.2.0/24
detail <-- Index value is the VRF ID from previous command
```

```
Forwarding Table
```

```
192.168.2.0/24 -> OBJ_LABEL (0x78), urpf: 118
Prefix Flags: unknown
aom id: 618, HW handle: (nil) (created)
```

```
C9300-PE-1#show platform software mpls switch active f0 label index 0x78 <-- Use the OBJ_LABEL
value from previous command
```

```
Label OCE 0x78 -> OBJ_LOADBALANCE (0x70)
Flags: Real, Number of labels in the OCE: 1
Label values: 0x15
Backup flags: Pop, UHP, backup label 0x100001
aom id: 617, CPP handle: 0xdeadbeef (created)
```

```
C9300-PE-1#show platform software object-manager switch active f0 object 617 parents <-- Use the
aom id from previous command
```

```
Object identifier: 600
Description: LB 0x70
Status: Done
```

```
C9300-PE-1#show platform software loadinfo switch active f0 index 0x70 <-- Use the LB value from
previous command
```

```
Number of loadinfo objects: 8
```

```
Index: 0x70, Flags: unknown, Hash Algorithm: , Number of Paths: 2, Number of buckets: 16
Anti-polarising Factor: 0xf4a19ba0
Next Object Type: OBJ_LABEL, OBJ_LABEL
Next obj handle: 0x6e, 0x6f
Hash Buckets: 0, 1, 0, 1, 0, 1, 0, 1, 0, 1, 0, 1, 0, 1, 0, 1
Color Buckets Map: 0, 0, 0, 0, 0, 0, 0, 0, 0, 0, 0, 0, 0, 0, 0, 0
aom id: 600, HW handle: (nil)
```

```
C9300-PE-1#show platform software mpls switch active f0 label index 0x6e <-- Use the obj handle
values from previous commands
```

```
Label OCE 0x6e -> OBJ_ADJACENCY (0x4b)
Flags: Real, Number of labels in the OCE: 1
Label values: 0x11
Backup flags: Pop, UHP, backup label 0x100001
aom id: 598, CPP handle: 0xdeadbeef (created)
```

```
C9300-PE-1#show platform software mpls switch active f0 label index 0x6f <-- Use the obj handle
values from previous command
```

```
Label OCE 0x6f -> OBJ_ADJACENCY (0x4e)
Flags: Real, Number of labels in the OCE: 1
Label values: 0x11
```

Backup flags: Pop, UHP, backup label 0x100001  
aom id: 599, CPP handle: 0xdeadbeef (created)

C9300-PE-1#show platform software adjacency switch active f0 index 0x4b <-- Use the  
OBJ\_ADJACENCY value from previous command

Number of adjacency objects: 10

Adjacency id: 0x4b (75)

Interface: GigabitEthernet1/0/2, IF index: 54, Link Type: MCP\_LINK\_TAG  
Encap: d4:ad:71:b5:dd:e4:a0:f8:49:11:d1:d6:88:47  
Encap Length: 14, Encap Type: MCP\_ET\_ARPA, MTU: 1500  
Flags: unknown  
Incomplete behavior type: None  
Fixup: unknown  
Fixup\_Flags\_2: unknown  
Nexthop addr: 10.0.0.6  
IP FRR MCP\_ADJ\_IPFRR\_NONE 0  
aom id: 531, HW handle: (nil) (created)

C9300-PE-1#show platform software adjacency switch active f0 index 0x4e <-- Use the  
OBJ\_ADJACENCY value from previous command

Number of adjacency objects: 10

Adjacency id: 0x4e (78)

Interface: GigabitEthernet1/0/3, IF index: 55, Link Type: MCP\_LINK\_TAG  
Encap: d4:ad:71:b5:dd:c2:a0:f8:49:11:d1:d8:88:47  
Encap Length: 14, Encap Type: MCP\_ET\_ARPA, MTU: 1500  
Flags: unknown  
Incomplete behavior type: None  
Fixup: unknown  
Fixup\_Flags\_2: unknown  
Nexthop addr: 10.0.0.10  
IP FRR MCP\_ADJ\_IPFRR\_NONE 0  
aom id: 535, HW handle: (nil) (created)

\*\*\*FED Prefix Programming\*\*\*

C9300-PE-1#show platform software fed switch active ip route vrf-name RED 192.168.2.0/24

vrf	dest	htm	flags	SGT	DGID	MPLS	Last-
-----	------	-----	-------	-----	------	------	-------

---	----	---	-----	---	---	-----	-----
-----	------	-----	-------	-----	-----	-------	-------

2	192.168.2.0/24	0x7fbae8d86228	0x0	0	0	lspa0x2	
---	----------------	----------------	-----	---	---	---------	--

2021/06/23 18:50:13.079 <-- HTM value significant for next command

FIB: prefix\_hdl:0x50000026, mpls\_ecr\_prefix\_hdl:0

=====  
OCE chain =====

LABEL:objid:120 link\_type:IP local\_label:1048577 outlabel:(21, 0) <-- VPNv4 label

flags:0x1:(REAL,) pdfflags:0x80:(INSTALL\_HW\_OK,RECIR\_ADJ,) adj\_handle:0xcb00003c <--

adj\_handle and local\_adj\_hdl values must match

unsupported recursion:0 olbl\_changed 0 local\_adj:1 modify\_cnt:0

bwalk\_cnt:0 subwalk\_cnt:0 collapsed\_oce:0

AAL: id:3405774908 lbl:19 smac:0000.0000.0000 dmac:0000.0000.0000 <-- Label 19 matches the

local transport label

sub\_type:0 link\_type:0 adj\_flags:0x10 label\_type:0 rewrite\_type:PSH2(121)

vlan\_id:0 vrf\_id:0 ri:0x7fbae8d73648, ri\_id:0x46 phdl:0, ref\_cnt:2 <-- ri\_id and

ri\_idx values must match

si:0x7fbae8d834d8, si\_id:0xb6, di\_id:0x5013

LB:obj\_id:112 link\_type:IP num\_choices:2 Flags:0

mpls\_ecr:1 local\_label:19 path\_inhw:2 ecrh:0x7d000002 old\_ecrh:0

modify\_cnt:0 bwalk\_cnt:0 subwalk\_cnt:0 finish\_cnt:0

bwalk:[req:0 in\_prog:0 nested:0]

AAL: ecr:id:2097152002 af:0 ecr\_type:0 ref:7 ecrh:0x7fbae8a99268(28:2)

hwhdl:3903427176 ::0x7fbae8a98b98,0x7fbae8a9ad48,0x7fbae8a98b98,0x7fbae8a9ad48

Sw Enh ECR scale: objid:112 llabel:19 eos:1 #adjs:2 mixed\_adj:0

reprogram\_hw:0 ecrhdl:0x7d000002 ecr\_hwhdl:0x7fbae8a99268

```
mod_cnt:0 prev_npath:0 pmismatch:0 pordermatch:0
ecr_adj: id:4278190135 is_mpls_adj:1 l3adj_flags:0x100000
  recirc_adj_id:1744830509
    sih:0x7fbae8a98b98(179) di_id:20499 rih:0x7fbae8a985d8(33)
    adj_lentry [eos0:0x7fbae8d7bf48 eos1:0x7fbae8d76e88]
ecr_adj: id:1392508984 is_mpls_adj:1 l3adj_flags:0x100000
  recirc_adj_id:2013265966
    sih:0x7fbae8a9ad48(180) di_id:20499 rih:0x7fbae8a9a788(46)
    adj_lentry [eos0:0x7fbae8d7clb8 eos1:0x7fbae8d77158]
ecr_prefix_adj: id:2164260921 (ref:1)
  sih:0x7fbae8d7df08(181) di_id:20499 rih:0x7fbae8d7db98(68)
LABEL:objid:110 link_type:MPLS local_label:19 outlabel:(17, 0) <-- Label 19 is the local
transport label, Label 17 is the LDP label
  flags:0x1:(REAL,) pdflags:0:(INSTALL_HW_OK,) adj_handle:0xff000037
  unsupported recursion:0 olbl_changed 0 local_adj:0 modify_cnt:0
  bwalk_cnt:0 subwalk_cnt:0 collapsed_oce:0
  AAL: id:4278190135 lbl:0 smac:a0f8.4911.d1d6 dmac:d4ad.71b5.dde4 <-- Matches next-hop
information to reach 192.168.2.0/24
  sub_type:0 link_type:2 adj_flags:0 label_type:2 rewrite_type:PSH1(119)
  vlan_id:0 vrf_id:0 ri:0x7fbae8d78c48, ri_id:0x40 phdl:0x9f00004b, ref_cnt:1
  si:0x7fbae8d78fd8, si_id:0x4013, di_id:0x535f <-- di_id utilized in subsequent
commands
  ADJ:objid:75 {link_type:MPLS ifnum:0x36, si:0x22000023, }
  LABEL:objid:111 link_type:MPLS local_label:19 outlabel:(17, 0) <-- Label 19 is the local
transport label, Label 17 is the LDP label
  flags:0x1:(REAL,) pdflags:0:(INSTALL_HW_OK,) adj_handle:0x53000038
  unsupported recursion:0 olbl_changed 0 local_adj:0 modify_cnt:0
  bwalk_cnt:0 subwalk_cnt:0 collapsed_oce:0
  AAL: id:1392508984 lbl:0 smac:a0f8.4911.d1d8 dmac:d4ad.71b5.ddc2 <-- Matches next-hop
information to reach 192.168.2.0/24
  sub_type:0 link_type:2 adj_flags:0 label_type:2 rewrite_type:PSH1(119)
  vlan_id:0 vrf_id:0 ri:0x7fbae8d7d0a8, ri_id:0x42 phdl:0x8400004c, ref_cnt:1
  si:0x7fbae8d7a908, si_id:0x4014, di_id:0x5360 <-- di_id utilized in subsequent
commands
  ADJ:objid:78 {link_type:MPLS ifnum:0x37, si:0x74000026, }
=====
MPLS info: mpls_ecr_scale_prefix_adj:0, mpls_lspa_hdl:0xa7000002
  AAL:LSPA: id:2801795074 num_path:1 prefix_id:0x2 delete_hw_hdl_cnt:0
  cookie[64]:
150000000000000000000000000000000000000000000000000000000000000000000046000000000000000000000000000000
000000000000000000000000000000000000000000 status:ok
  vpn_lbl:21 local_adj_hdl:0xcb00003c hw_hdl:0x7fbae8d86018 ri_idx:0x46 <-- vpn_lbl
matches the VPNv4 label, adj_handle and local_adj_hdl values must match, ri_id and ri_idx must
match
=====

C9300-PE-1#show platform hardware fed switch active fwd-asic abstraction print-resource-handle
0x7fbae8d86228 1 <-- Utilize the HTM value from previous command
Handle:0x7fbae8d86228 Res-Type:ASIC_RSC_HASH_TCAM Res-Switch-Num:0 Asic-Num:255 Feature-
ID:AL_FID_L3_UNICAST_IPV4 Lkp-ftr-id:LKP_FEAT_IPV4_L3_UNICAST ref_count:1
priv_si/priv_si Handle: (nil)Hardware Indices/Handles: handle [ASIC: 0]: 0x7fbae8d71f58

Detailed Resource Information (ASIC# 0)
-----
Number of HTM Entries: 1

Entry 0: (handle 0x7fbae8d71f58)

Absolute Index: 92181
Time Stamp: 1
KEY - vrf:2 mtr:0 prefix:192.168.2.0 rcp_redirect_index:0x0
MASK - vrf:255 mtr:0 prefix:255.255.255.0 rcp_redirect_index:0x0
FWD-AD = afd_label_flag:0 icmp_redir_enable:1 lvx_smr_enabled:0, dstNatType:0 priority:5
afdLabelOrDestClientId:0 SI:182 destined_to_us:0 hw_stats_idx:0 stats_id:0
```

```
redirectSetRouterMac:0 dgtIdx:0 destModIndex:0 dstNatTypeOrVpnPrefixPtrMsb:0 vpnPrefixPtr:0x2
SRC-AD = learning_violation:1 need_to_learn:1 locally_connected:0 staticentryViolation:0
rpfValid:1 rpfLe:0 rpfLePointer:0 rpfForcePass:0 rpfForceFail:0 reachableviaSome:0
rpfCheckIncomplete:0 defaultRoute:0 ChainPtrValid:0 ChainPtrOrPortLeIndex:72 UseRpfmatchTable:0
rpfIncomplete:0 is_src_ce:0 sgtValid:0 sgt:0 src_rloc_trusted:0,sgtCacheControl1 = 0,
sgtCacheControl0 = 0
port_label:0x0 port_mask:0x0 vlan_label:0x0 vlan_mask:0x0 l3if_label:0x0 l3if_mask:0x0
group_label:0x0 group_mask:0x0
```

=====

```
C9300-PE-1#show platform hardware fed switch active fwd-asic resource asic all destination-index
range 0x535f 0x535f <-- Utilize the di_id from the previous command
```

```
ASIC#0:
```

```
index = 0x535f
pmap = 0x00000000 0x00000000
cmi = 0x0
rcp_pmap = 0x0
al_rsc_cmi
CPU Map Index (CMI) [0]
ctiLo0 = 0
ctiLo1 = 0
ctiLo2 = 0
cpuQNum0 = 0
cpuQNum1 = 0
cpuQNum2 = 0
npuIndex = 0
stripSeg = 0
copySeg = 0
ASIC#1:
```

```
index = 0x535f
pmap = 0x00000000 0x00000002 <-- Looking at 0x00000002, in binary that is 0000 0000 0000 0000
000 0000 0000 0010 = Port 1 (Zero based, count right to left)
```

```
cmi = 0x0
rcp_pmap = 0x0
al_rsc_cmi
CPU Map Index (CMI) [0]
ctiLo0 = 0
ctiLo1 = 0
ctiLo2 = 0
cpuQNum0 = 0
cpuQNum1 = 0
cpuQNum2 = 0
npuIndex = 0
stripSeg = 0
copySeg = 0
```

```
C9300-PE-1#show platform hardware fed switch active fwd-asic resource asic all destination-index
range 0x5360 0x5360 <-- Utilize the di_id from the previous command ASIC#0:
```

```
ASIC#0:
```

```
index = 0x5360
pmap = 0x00000000 0x00000000
cmi = 0x0
rcp_pmap = 0x0
al_rsc_cmi
CPU Map Index (CMI) [0]
ctiLo0 = 0
ctiLo1 = 0
ctiLo2 = 0
cpuQNum0 = 0
```

```

cpuQNum1 = 0
cpuQNum2 = 0
npuIndex = 0
stripSeg = 0
copySeg = 0
ASIC#1:

index = 0x5360
pmap = 0x00000000 0x00000004 <-- Looking at 0x00000004, in binary that is 0000 0000 0000 0000
0000 0000 0000 0100 = Port 2 (Zero based, count right to left)
cmi = 0x0
rcp_pmap = 0x0
al_rsc_cmi
CPU Map Index (CMI) [0]
ctiLo0 = 0
ctiLo1 = 0
ctiLo2 = 0
cpuQNum0 = 0
cpuQNum1 = 0
cpuQNum2 = 0
npuIndex = 0
stripSeg = 0
copySeg = 0

```

```

C9300-PE-1#show platform software fed switch active ifm map
Interface          IF_ID      Inst Asic Core Port SubPort Mac  Cntx LPN  GPN  Type Active
GigabitEthernet1/0/2  0x36      1  0  1  1  0  6  7  2  2  NIF  Y <--
Port 1 is an egress port, Gi1/0/2
GigabitEthernet1/0/3  0x37      1  0  1  2  0  28  8  3  3  NIF  Y <--
Port 2 is an egress port, Gi1/0/3

```

## Programação de prefixo C9500

### \*\*\*Software Prefix Programming\*\*\*

```

C9500-P#show ip route 192.168.1.4
Routing entry for 192.168.1.4/32
  Known via "ospf 420", distance 110, metric 2, type intra area
  Last update from 10.0.0.18 on TenGigabitEthernet2/0/2, 20:15:25 ago
  Routing Descriptor Blocks:
    10.0.0.18, from 192.168.1.4, 20:15:25 ago, via TenGigabitEthernet2/0/2 <-- Next-hop towards
192.168.1.4
      Route metric is 2, traffic share count is 1
    * 10.0.0.14, from 192.168.1.4, 20:15:25 ago, via TenGigabitEthernet1/0/2 <-- Next-hop towards
192.168.1.4
      Route metric is 2, traffic share count is 1

```

### C9500-P#show ip cef 192.168.1.4 detail

```

192.168.1.4/32, epoch 4, per-destination sharing
  dflt local label info: global/17 [0x3]
  nexthop 10.0.0.14 TenGigabitEthernet1/0/2 label explicit-null-(local:17) <-- Explicit null to reach 192.168.1.4
  nexthop 10.0.0.18 TenGigabitEthernet2/0/2 label explicit-null-(local:17) <-- Explicit null to reach 192.168.1.4

```

### \*\*\*FMAN RP Prefix Programming\*\*\*

```

C9500-P#show platform software ip switch active r0 cef prefix 192.168.1.4/32

```

Forwarding Table

Prefix/Len	Next Object	Index
192.168.1.4/32	OBJ_LOADBALANCE	0x6a



C9500-P#show platform software loadinfo switch active r0 index 0x6a <-- Use the OBJ\_LOADBALANCE value from previous command

Number of loadinfo objects: 4

Index: 0x6a, Flags: unknown, Hash Algorithm: , Number of Paths: 2, Number of buckets: 16  
Anti-polarising Factor: 0x57a70068  
Next Object Type: OBJ\_LABEL, OBJ\_LABEL  
Next obj handle: **0x68, 0x69**  
Hash Buckets: 0, 1, 0, 1, 0, 1, 0, 1, 0, 1, 0, 1, 0, 1, 0, 1  
Color Buckets Map: 0, 0, 0, 0, 0, 0, 0, 0, 0, 0, 0, 0, 0, 0, 0, 0  
OM handle: 0x348064de58

C9500-P#show platform software mpls switch active r0 label index 0x68 <-- Use the obj handle values from the previous command

Label OCE 0x68 -> OBJ\_ADJACENCY (**0x49**)  
Flags: Real, Number of labels in the OCE: 1  
Label values: 0  
Backup flags: Pop, UHP, backup label 0x100001  
OM handle: 0x348064df70

C9500-P#show platform software mpls switch active r0 label index 0x69

Label OCE 0x69 -> OBJ\_ADJACENCY (**0x4e**)  
Flags: Real, Number of labels in the OCE: 1  
Label values: 0  
Backup flags: Pop, UHP, backup label 0x100001  
OM handle: 0x348064e108

C9500-P#show platform software adjacency switch active r0 index 0x49 <-- Use the OBJ\_ADJACENCY values from previous commands

Number of adjacency objects: 16

Adjacency id: 0x49 (73)  
Interface: TenGigabitEthernet1/0/2, IF index: 66, Link Type: MCP\_LINK\_TAG  
Encap: **70:d3:79:be:ae:71:d4:ad:71:b5:dd:d6:88:47** <-- MAC ending in AE71 is the DMAC, MAC ending is B5DD is SMAC, 8847 is MPLS ETYPE  
Encap Length: 14, Encap Type: MCP\_ET\_ARPA, MTU: 1500  
Flags: unknown  
Incomplete behavior type: None  
Fixup: unknown  
Fixup\_Flags\_2: unknown  
Nexthop addr: **10.0.0.14** <-- Next-hop IP address  
IP FRR MCP\_ADJ\_IPFRR\_NONE 0  
OM handle: 0x3480647700

C9500-P#show platform software adjacency switch active r0 index 0x4e <-- Use the OBJ\_ADJACENCY values from previous commands

Number of adjacency objects: 16

Adjacency id: 0x4e (78)  
Interface: TenGigabitEthernet2/0/2, IF index: 68, Link Type: MCP\_LINK\_TAG  
Encap: **70:d3:79:be:ae:61:d4:ad:71:b5:dd:f1:88:47** <-- MAC ending in AE61 is DMAC, MAC ending in B5DD is SMAC, 8847 is MPLS ETYPE  
Encap Length: 14, Encap Type: MCP\_ET\_ARPA, MTU: 1500  
Flags: unknown  
Incomplete behavior type: None  
Fixup: unknown  
Fixup\_Flags\_2: unknown  
Nexthop addr: **10.0.0.18** <-- Next-hop IP address  
IP FRR MCP\_ADJ\_IPFRR\_NONE 0

OM handle: 0x3480648f68

**\*\*\*FMAN FP Prefix Programming\*\*\***

C9500-P#show platform software ip switch active f0 cef prefix 192.168.1.4/32

Forwarding Table

Prefix/Len	Next Object	Index
-----	-----	-----
192.168.1.4/32	OBJ_LOADBALANCE	0x6a

C9500-P#show platform software loadinfo switch active f0 index 0x6a <-- Use the OBJ\_LOADBALANCE value from previous command

Number of loadinfo objects: 4

Index: 0x6a, Flags: unknown, Hash Algorithm: , Number of Paths: 2, Number of buckets: 16

Anti-polarising Factor: 0x57a70068

Next Object Type: OBJ\_LABEL, OBJ\_LABEL

Next obj handle: 0x68, 0x69

Hash Buckets: 0, 1, 0, 1, 0, 1, 0, 1, 0, 1, 0, 1, 0, 1, 0, 1

Color Buckets Map: 0, 0, 0, 0, 0, 0, 0, 0, 0, 0, 0, 0, 0, 0, 0, 0

aom id: 578, HW handle: (nil)

C9500-P#show platform software mpls switch active f0 label index 0x68 <-- Use the obj handle values from previous command

Label OCE 0x68 -> OBJ\_ADJACENCY (0x49)

Flags: Real, Number of labels in the OCE: 1

Label values: 0

Backup flags: Pop, UHP, backup label 0x100001

aom id: 576, CPP handle: 0xdeadbeef (created)

C9500-P#show platform software mpls switch active f0 label index 0x69 <-- Use the obj handle values from previous command

Label OCE 0x69 -> OBJ\_ADJACENCY (0x4e)

Flags: Real, Number of labels in the OCE: 1

Label values: 0

Backup flags: Pop, UHP, backup label 0x100001

aom id: 577, CPP handle: 0xdeadbeef (created)

C9500-P#show platform software adjacency switch active f0 index 0x49 <-- Use the OBJ\_ADJACENCY values from previous commands

Number of adjacency objects: 16

Adjacency id: 0x49 (73)

Interface: TenGigabitEthernet1/0/2, IF index: 66, Link Type: MCP\_LINK\_TAG

Encap: 70:d3:79:be:ae:71:d4:ad:71:b5:dd:d6:88:47 <-- MAC ending in AE71 is the DMAC, MAC ending in DDD6 is the SMAC, 8847 is the MPLS ETYPE

Encap Length: 14, Encap Type: MCP\_ET\_ARPA, MTU: 1500

Flags: unknown

Incomplete behavior type: None

Fixup: unknown

Fixup\_Flags\_2: unknown

Nexthop addr: 10.0.0.14 <-- Next-hop IP address

IP FRR MCP\_ADJ\_IPFRR\_NONE 0

aom id: 536, HW handle: (nil) (created)

C9500-P#show platform software adjacency switch active f0 index 0x4e <-- Use the OBJ\_ADJACENCY values from previous commands

Number of adjacency objects: 16

Adjacency id: 0x4e (78)

Interface: TenGigabitEthernet2/0/2, IF index: 68, Link Type: MCP\_LINK\_TAG  
Encap: 70:d3:79:be:ae:61:d4:ad:71:b5:dd:f1:88:47 <-- MAC ending in AE61 is the DMAC, MAC ending in DDF1 is the SMAC, 8847 is the MPLS ETYPE  
Encap Length: 14, Encap Type: MCP\_ET\_ARPA, MTU: 1500  
Flags: unknown  
Incomplete behavior type: None  
Fixup: unknown  
Fixup\_Flags\_2: unknown  
Nexthop addr: 10.0.0.18 <-- Next-hop IP address  
IP FRR MCP\_ADJ\_IPFRR\_NONE 0  
aom id: 545, HW handle: (nil) (created)

\*\*\*FED Prefix Programming\*\*\*

C9500-P#show platform software fed switch active ip route 192.168.1.4/32

vrf	dest	htm	flags	SGT	DGID	MPLS	Last-
---	----	---	-----	---	----	----	-----
0	192.168.1.4/32		0x7f0b284c1118 0x0	0	0		

2021/06/23 18:47:01.761 <-- HTM value important for subsequent command  
FIB: prefix\_hdl:0x9b000020, mpls\_ecr\_prefix\_hdl:0xdd00003a  
===== OCE chain =====  
LB:obj\_id:106 link\_type:IP num\_choices:2 Flags:0  
mpls\_ecr:1 local\_label:17 path\_inhw:2 ecrh:0x44000002 old\_ecrh:0  
modify\_cnt:0 bwalk\_cnt:0 subwalk\_cnt:0 finish\_cnt:0  
bwalk:[req:0 in\_prog:0 nested:0]  
AAL: ecr:id:1140850690 af:0 ecr\_type:0 ref:2 ecrh:0x7f0b284a3998(28:2)  
hwhdl:675953048 ::0x7f0b284b4268,0x7f0b284a1d78,0x7f0b284b4268,0x7f0b284a1d78  
Sw Enh ECR scale: objid:106 llabel:17 eos:1 #adjs:2 mixed\_adj:0  
reprogram\_hw:0 ecrhdl:0x44000002 ecr\_hwhdl:0x7f0b284a3998  
mod\_cnt:0 prev\_npath:0 pmismatch:0 pordermatch:0  
ecr\_adj: id:4127195192 is\_mpls\_adj:1 l3adj\_flags:0x100000  
recirc\_adj\_id:1207959601  
sih:0x7f0b284b4268(181) di\_id:23709 rih:0x7f0b284b3ca8(31)  
adj\_lentry [eos0:0x7f0b284c38e8 eos1:0x7f0b284cd858]  
ecr\_adj: id:1157627961 is\_mpls\_adj:1 l3adj\_flags:0x100000  
recirc\_adj\_id:67108914  
sih:0x7f0b284a1d78(182) di\_id:23709 rih:0x7f0b284b47d8(44)  
adj\_lentry [eos0:0x7f0b284c3af8 eos1:0x7f0b284cdb28]  
ecr\_prefix\_adj: id:3707764794 (ref:1)  
sih:0x7f0b284c5028(184) di\_id:23709 rih:0x7f0b284c4c48(60)  
LABEL:objid:104 link\_type:MPLS local\_label:17 outlabel:(0, 0) <-- Label 17 is the local transport label, 0 is the LDP label  
flags:0x1:(REAL,) pdflags:0:(INSTALL\_HW\_OK,) adj\_handle:0xf6000038  
unsupported recursion:0 olbl\_changed 0 local\_adj:0 modify\_cnt:0  
bwalk\_cnt:0 subwalk\_cnt:0 collapsed\_oce:0  
AAL: id:4127195192 lbl:0 smac:d4ad.71b5.ddd6 dmac:70d3.79be.ae71 <-- Matches the next-hop information to reach 192.168.1.4/32  
sub\_type:0 link\_type:2 adj\_flags:0 label\_type:2 rewrite\_type:PSH1(119)  
vlan\_id:0 vrf\_id:0 ri:0x7f0b284ceaa8, ri\_id:0x38 phdl:0x76000058, ref\_cnt:1  
si:0x7f0b284ceeb8, si\_id:0x400b, di\_id:0x2 <-- Used in subsequent commands  
ADJ:objid:73 {link\_type:MPLS ifnum:0x42, si:0x1f000028, }  
LABEL:objid:105 link\_type:MPLS local\_label:17 outlabel:(0, 0) <-- Label 17 is the local transport label, 0 is the LDP label  
flags:0x1:(REAL,) pdflags:0:(INSTALL\_HW\_OK,) adj\_handle:0x45000039  
unsupported recursion:0 olbl\_changed 0 local\_adj:0 modify\_cnt:0  
bwalk\_cnt:0 subwalk\_cnt:0 collapsed\_oce:0  
AAL: id:1157627961 lbl:0 smac:d4ad.71b5.ddf1 dmac:70d3.79be.ae61 <-- Matches the next-hop information to reach 192.168.1.4/32  
sub\_type:0 link\_type:2 adj\_flags:0 label\_type:2 rewrite\_type:PSH1(119)  
vlan\_id:0 vrf\_id:0 ri:0x7f0b284c4588, ri\_id:0x3a phdl:0x5500005a, ref\_cnt:1  
si:0x7f0b284d0548, si\_id:0x400c, di\_id:0x62 <-- Used in subsequent commands  
ADJ:objid:78 {link\_type:MPLS ifnum:0x44, si:0x4900002a, }  
=====

MPLS info: mpls\_ecr\_scale\_prefix\_adj:0xdd00003a, mpls\_lspa\_hdl:0  
=====

C9500-P#show platform hardware fed switch active fwd-asic abstraction print-resource-handle  
0x7f0b284c1118 1 <-- Use the HTM value from previous command

Handle:0x7f0b284c1118 Res-Type:ASIC\_RSC\_HASH\_TCAM Res-Switch-Num:0 Asic-Num:255 Feature-  
ID:AL\_FID\_L3\_UNICAST\_IPV4 Lkp-ftr-id:LKP\_FEAT\_IPV4\_L3\_UNICAST ref\_count:1  
priv\_ri/priv\_si Handle: (nil)Hardware Indices/Handles: handle [ASIC: 0]: 0x7f0b284c1328  
Features sharing this resource:Cookie length: 12  
04 01 a8 c0 00 00 00 d0 07 00 00 00

Detailed Resource Information (ASIC# 0)

-----  
Number of HTM Entries: 1

Entry 0: (handle 0x7f0b284c1328)

Absolute Index: 126650

Time Stamp: 1

KEY - vrf:0 mtr:0 **prefix:192.168.1.4** rcp\_redirect\_index:0x0

MASK - vrf:0 mtr:0 **prefix:0.0.0.0** rcp\_redirect\_index:0x0

FWD-AD = afd\_label\_flag:0 icmp\_redir\_enable:1 lvx\_smr\_enabled:0, dstNatType:0 priority:5  
afdLabelOrDestClientId:0 SI:184 destined\_to\_us:0 hw\_stats\_idx:1 stats\_id:0

redirectSetRouterMac:0 dgtIdx:0 destModIndex:0 dstNatTypeOrVpnPrefixPtrMsb:0 vpnPrefixPtr:0

SRC-AD = learning\_violation:0 need\_to\_learn:0 locally\_connected:0 staticentryViolation:0

rpfValid:1 rpfLe:2 rpfLePointer:0 rpfForcePass:0 rpfForceFail:0 reachableviaSome:1

rpfCheckIncomplete:0 defaultRoute:0 ChainPtrValid:0 ChainPtrOrPortLeIndex:72 UseRpfmatchTable:1

rpfIncomplete:0 is\_src\_ce:0 sgtValid:0 sgt:0 src\_rloc\_trusted:0,sgtCacheControl1 = 0,

sgtCacheControl0 = 0

port\_label:0x0 port\_mask:0x0 vlan\_label:0x0 vlan\_mask:0x0 l3if\_label:0x0 l3if\_mask:0x0

group\_label:0x0 group\_mask:0x0

=====  
C9500-P#show platform hardware fed switch active fwd-asic resource asic all destination-index  
range 0x2 0x2 <-- Use the di\_id values from previous command

ASIC#0:

index = 0x2

pmap = 0x00000000 0x00000000

cmi = 0x0

rcp\_pmap = 0x0

al\_rsc\_cmi

CPU Map Index (CMI) [0]

ctiLo0 = 0

ctiLo1 = 0

ctiLo2 = 0

cpuQNum0 = 0

cpuQNum1 = 0

cpuQNum2 = 0

npuIndex = 0

stripSeg = 0

copySeg = 0

ASIC#1:

index = 0x2

pmap = 0x00000000 **0x00000002** <-- Looking at 0x00000002, in binary that is 0000 0000 0000 0000  
**0000 0000 0000 0010** = Port 1 (Zero based, count right to left)

cmi = 0x0

rcp\_pmap = 0x0

al\_rsc\_cmi

CPU Map Index (CMI) [0]

ctiLo0 = 0

ctiLo1 = 0  
ctiLo2 = 0  
cpuQNum0 = 0  
cpuQNum1 = 0  
cpuQNum2 = 0  
npuIndex = 0  
stripSeg = 0  
copySeg = 0

C9500-P#show platform hardware fed switch active fwd-asic resource asic all destination-index range 0x62 0x62

ASIC#0:

index = 0x62  
pmap = 0x00000000 0x00008000 <-- Looking at 0x00008000, in binary that is 0000 0000 0000 0000 1000 0000 0000 0000 = Port 15 (Zero based, count right to left)

cmi = 0x0  
rcp\_pmap = 0x0  
al\_rsc\_cmi  
CPU Map Index (CMI) [0]  
ctiLo0 = 0  
ctiLo1 = 0  
ctiLo2 = 0  
cpuQNum0 = 0  
cpuQNum1 = 0  
cpuQNum2 = 0  
npuIndex = 0  
stripSeg = 0  
copySeg = 0  
ASIC#1:

index = 0x62  
pmap = 0x00000000 0x00000000  
cmi = 0x0  
rcp\_pmap = 0x0  
al\_rsc\_cmi  
CPU Map Index (CMI) [0]  
ctiLo0 = 0  
ctiLo1 = 0  
ctiLo2 = 0  
cpuQNum0 = 0  
cpuQNum1 = 0  
cpuQNum2 = 0  
npuIndex = 0  
stripSeg = 0  
copySeg = 0

C9500-P#show platform software fed switch standby ip route 192.168.1.4/32

vrf	dest	htm	flags	SGT	DGID	MPLS	Last-
-----	------	-----	-------	-----	------	------	-------

---	----	---	-----	---	----	-----	-----
-----	------	-----	-------	-----	------	-------	-------

0	192.168.1.4/32	0x7f57c0545938	0x0	0	0		
---	----------------	----------------	-----	---	---	--	--

2021/06/23 18:46:51.399 <-- HTM value used in subsequent command

FIB: prefix\_hdl:0x29000020, mpls\_ecr\_prefix\_hdl:0x8f000039

=====  
OCE chain =====

LB:obj\_id:106 link\_type:IP num\_choices:2 Flags:0

mpls\_ecr:1 local\_label:17 path\_inhw:2 ecrh:0xf1000002 old\_ecrh:0

modify\_cnt:0 bwalk\_cnt:0 subwalk\_cnt:0 finish\_cnt:0

bwalk:[req:0 in\_prog:0 nested:0]

AAL: ecr:id:4043309058 af:0 ecr\_type:0 ref:2 ecrh:0x7f57c04d2148(28:2)

hwhdl:3226280264 ::0x7f57c0547538,0x7f57c05497d8,0x7f57c0547538,0x7f57c05497d8

Sw Enh ECR scale: objid:106 llabel:17 eos:1 #adjs:2 mixed\_adj:0

reprogram\_hw:0 ecrhdl:0xf1000002 ecr\_hwhdl:0x7f57c04d2148

```

mod_cnt:0 prev_npath:0 pmismatch:0 pordermatch:0
ecr_adj: id:201326647 is_mpls_adj:1 l3adj_flags:0x100000
  recirc_adj_id:3925868592
    sih:0x7f57c0547538(181) di_id:23717 rih:0x7f57c0546f18(31)
    adj_lentry [eos0:0x7f57c04c8a08 eos1:0x7f57c04d07f8]
ecr_adj: id:738197560 is_mpls_adj:1 l3adj_flags:0x100000
  recirc_adj_id:3070230577
    sih:0x7f57c05497d8(182) di_id:23717 rih:0x7f57c0547838(44)
    adj_lentry [eos0:0x7f57c04c8c18 eos1:0x7f57c04d0ac8]
ecr_prefix_adj: id:2399141945 (ref:1)
  sih:0x7f57c04c8788(184) di_id:23717 rih:0x7f57c04c8508(60)
LABEL:objid:104 link_type:MPLS local_label:17 outlabel:(0, 0) <-- Label 17 is the local
transport label, 0 is the LDP label
  flags:0x1:(REAL,) pdflags:0:(INSTALL_HW_OK,) adj_handle:0xc000037
  unsupported recursion:0 olbl_changed 0 local_adj:0 modify_cnt:0
  bwalk_cnt:0 subwalk_cnt:0 collapsed_oce:0
  AAL: id:201326647 lbl:0 smac:d4ad.71b5.ddd6 dmac:70d3.79be.ae71 <-- Matches next-hop
information to reach 192.168.1.4/32
  sub_type:0 link_type:2 adj_flags:0 label_type:2 rewrite_type:PSH1(119)
  vlan_id:0 vrf_id:0 ri:0x7f57c04d18e8, ri_id:0x38 phdl:0x76000058, ref_cnt:1
  si:0x7f57c04d1b18, si_id:0x400b, di_id:0x2 <-- di_id utilized in subsequent
commands
  ADJ:objid:73 {link_type:MPLS ifnum:0x42, si:0xdf000027, }
  LABEL:objid:105 link_type:MPLS local_label:17 outlabel:(0, 0) <-- Label 17 is the local
transport label, 0 is the LDP label
  flags:0x1:(REAL,) pdflags:0:(INSTALL_HW_OK,) adj_handle:0x2c000038
  unsupported recursion:0 olbl_changed 0 local_adj:0 modify_cnt:0
  bwalk_cnt:0 subwalk_cnt:0 collapsed_oce:0
  AAL: id:738197560 lbl:0 smac:d4ad.71b5.ddf1 dmac:70d3.79be.ae61 <-- Matches next-hop
information to reach 192.168.1.4/32
  sub_type:0 link_type:2 adj_flags:0 label_type:2 rewrite_type:PSH1(119)
  vlan_id:0 vrf_id:0 ri:0x7f57c04da418, ri_id:0x3a phdl:0x5500005a, ref_cnt:1
  si:0x7f57c04da838, si_id:0x400c, di_id:0x62 <-- di_id utilized in subsequent
commands
  ADJ:objid:78 {link_type:MPLS ifnum:0x44, si:0xfa000029, }
=====
MPLS info: mpls_ecr_scale_prefix_adj:0x8f000039, mpls_lspa_hdl:0
=====

```

```

C9500-P#show platform hardware fed switch standby fwd-asic resource asic all destination-index
range 0x62 0x62

```

```

ASIC#0:

```

```

index = 0x62
pmap = 0x00000000 0x00000000
cmi = 0x0
rcp_pmap = 0x0
al_rsc_cmi
CPU Map Index (CMI) [0]
ctiLo0 = 0
ctiLo1 = 0
ctiLo2 = 0
cpuQNum0 = 0
cpuQNum1 = 0
cpuQNum2 = 0
npuIndex = 0
stripSeg = 0
copySeg = 0
ASIC#1:

```

```

index = 0x62
pmap = 0x00000000 0x00000002 <-- Looking at 0x00000002, in binary that is 0000 0000 0000 0000
0000 0000 0000 0010 = Port 1 (Zero based, count right to left)
cmi = 0x0

```

rcp\_pmap = 0x0  
al\_rsc\_cmi  
CPU Map Index (CMI) [0]  
ctiLo0 = 0  
ctiLo1 = 0  
ctiLo2 = 0  
cpuQNum0 = 0  
cpuQNum1 = 0  
cpuQNum2 = 0  
npuIndex = 0  
stripSeg = 0  
copySeg = 0

**C9500-P#show platform hardware fed switch standby fwd-asic resource asic all destination-index range 0x2 0x2**

ASIC#0:

index = 0x2  
pmap = 0x00000000 0x00008000 <-- Looking at 0x00008000, in binary that is 0000 0000 0000 0000 1000 0000 0000 0000 = Port 15 (Zero based, count right to left)

cmi = 0x0  
rcp\_pmap = 0x0  
al\_rsc\_cmi  
CPU Map Index (CMI) [0]  
ctiLo0 = 0  
ctiLo1 = 0  
ctiLo2 = 0  
cpuQNum0 = 0  
cpuQNum1 = 0  
cpuQNum2 = 0  
npuIndex = 0  
stripSeg = 0  
copySeg = 0

ASIC#1:

index = 0x2  
pmap = 0x00000000 0x00000000

cmi = 0x0  
rcp\_pmap = 0x0  
al\_rsc\_cmi  
CPU Map Index (CMI) [0]  
ctiLo0 = 0  
ctiLo1 = 0  
ctiLo2 = 0  
cpuQNum0 = 0  
cpuQNum1 = 0  
cpuQNum2 = 0  
npuIndex = 0  
stripSeg = 0  
copySeg = 0

**C9500-P#show platform software fed switch active ifm mappings**

Interface	IF_ID	Inst	Asic	Core	Port	SubPort	Mac	Cntx	LPN	GPN	Type	Active
TenGigabitEthernet1/0/2	0x42	1	0	1	1	0	10	1	2	2	NIF	Y <--
<b>Port 1 is an egress port, TenGi1/0/2</b>												
TenGigabitEthernet1/0/16	0x18	0	0	0	15	0	8	11	16	2360	NIF	Y <--
<b>Port 15 is the SVL</b>												

**C9500-P#show platform software fed switch standby ifm mappings**

Interface	IF_ID	Inst	Asic	Core	Port	SubPort	Mac	Cntx	LPN	GPN	Type	Active
TenGigabitEthernet2/0/2	0x44	1	0	1	1	0	10	1	2	98	NIF	Y <--
<b>Port 1 is an egress port, TenGi2/0/2</b>												
TenGigabitEthernet2/0/16	0x33	0	0	0	15	0	8	11	16	2360	NIF	Y <--
<b>Port 15 is the SVL</b>												

## Verifique os prefixos C9300-PE-2

### \*\*\*Software Prefix Programming\*\*\*

```
C9300-PE-2#show ip route vrf RED 192.168.2.0
```

```
Routing Table: RED
```

```
Routing entry for 192.168.2.0/24
```

```
Known via "eigrp 400", distance 90, metric 130816, precedence routine (0), type internal
```

```
Redistributing via eigrp 400, bgp 69420
```

```
Advertised by bgp 69420
```

```
Last update from 10.0.0.22 on GigabitEthernet2/0/1, 21:35:22 ago
```

```
Routing Descriptor Blocks:
```

```
* 10.0.0.22, from 10.0.0.22, 21:35:22 ago, via GigabitEthernet2/0/1 <-- Next-hop to reach 192.168.2.0/24
```

```
Route metric is 130816, traffic share count is 1
```

```
Total delay is 5010 microseconds, minimum bandwidth is 1000000 Kbit
```

```
Reliability 255/255, minimum MTU 1500 bytes
```

```
Loading 1/255, Hops 1
```

```
C9300-PE-2#show ip route vrf RED 10.0.0.22
```

```
Routing Table: RED
```

```
Routing entry for 10.0.0.20/30
```

```
Known via "connected", distance 0, metric 0 (connected, via interface)
```

```
Redistributing via eigrp 400, bgp 69420
```

```
Advertised by bgp 69420
```

```
Routing Descriptor Blocks:
```

```
* directly connected, via GigabitEthernet2/0/1
```

```
Route metric is 0, traffic share count is 1
```

```
C9300-PE-2#show ip cef vrf RED 192.168.2.0/24 detail
```

```
192.168.2.0/24, epoch 0
```

```
QOS: Precedence routine (0)
```

```
dflt local label info: other/21 [0x2] <-- VPNv4 Label
```

```
nexthop 10.0.0.22 GigabitEthernet2/0/1
```

### \*\*\*FMAN RP Prefix Programming\*\*\*

```
C9300-PE-2#show ip vrf detail
```

```
VRF RED (VRF Id = 2); default RD 69:69; default VPNID <-- VRF ID used in next command
```

```
Old CLI format, supports IPv4 only
```

```
Flags: 0xC
```

```
Interfaces:
```

```
Gi2/0/1
```

```
Address family ipv4 unicast (Table ID = 0x2):
```

```
Flags: 0x0
```

```
Export VPN route-target communities
```

```
RT:69:69
```

```
Import VPN route-target communities
```

```
RT:69:69
```

```
No import route-map
```

```
No global export route-map
```

```
No export route-map
```

```
VRF label distribution protocol: not configured
```

```
VRF label allocation mode: per-prefix
```

```
C9300-PE-2#show platform software ip switch active r0 cef table index 2 prefix 192.168.2.0/24 <-
```

```
- Use the VRF ID from previous command
```

```
Forwarding Table
```

```
Prefix/Len                Next Object                Index
```

```
-----
```



192.168.2.0/24

OBJ\_ADJACENCY 0x3a

C9300-PE-2#show platform software adjacency switch active r0 index 0x3a <-- Use the OBJ\_ADJACENCY value from previous command

Number of adjacency objects: 10

Adjacency id: 0x3a (58)

Interface: GigabitEthernet2/0/1, IF index: 53, Link Type: MCP\_LINK\_IP

Encap: 0:72:78:c8:c9:c2:70:d3:79:be:ae:42:8:0 <-- MAC ending in C9C2 is the DMAC, MAC ending in AE42 is SMAC, 0800 is IP ETYPE

Encap Length: 14, Encap Type: MCP\_ET\_ARPA, MTU: 1500

Flags: no-l3-inject

Incomplete behavior type: None

Fixup: unknown

Fixup\_Flags\_2: unknown

Nexthop addr: 10.0.0.22 <-- Next-hop IP address

IP FRR MCP\_ADJ\_IPFRR\_NONE 0

OM handle: 0x348062b578

\*\*\*FMAN FP Prefix Programming\*\*\*

C9300-PE-2#show platform software ip switch active f0 cef table index 2 prefix 192.168.2.0/24

Forwarding Table

Prefix/Len	Next Object	Index
192.168.2.0/24	OBJ_ADJACENCY	0x3a

C9300-PE-2#show platform software adjacency switch active f0 index 0x3a <-- Use the OBJ\_ADJACENCY value from previous command

Number of adjacency objects: 10

Adjacency id: 0x3a (58)

Interface: GigabitEthernet2/0/1, IF index: 53, Link Type: MCP\_LINK\_IP

Encap: 0:72:78:c8:c9:c2:70:d3:79:be:ae:42:8:0 <-- MAC ending in C9C2 is the DMAC, MAC ending in AE42 is SMAC, 0800 is IP ETYPE

Encap Length: 14, Encap Type: MCP\_ET\_ARPA, MTU: 1500

Flags: no-l3-inject

Incomplete behavior type: None

Fixup: unknown

Fixup\_Flags\_2: unknown

Nexthop addr: 10.0.0.22 <-- Next-hop IP address

IP FRR MCP\_ADJ\_IPFRR\_NONE 0

aom id: 477, HW handle: (nil) (created)

\*\*\*FED Prefix Programming\*\*\*

C9300-PE-2#show platform hardware fed switch active ip route vrf-name RED 192.168.2.0/24

vrf	dest	htm	flags	SGT	DGID	MPLS	Last-
---	----	---	-----	---	----	-----	-----

2 192.168.2.0/24 0x7f0650a7e3e8 0x0 0 0

2021/06/23 18:46:56.801 <-- HTM value used in subsequent command

FIB: prefix\_hdl:0x38000016, mpls\_ecr\_prefix\_hdl:0

===== OCE chain =====

ADJ:objid:58 {link\_type:IP ifnum:0x35, si:0x9700001b, IPv4: 10.0.0.22 } <-- objid

relevant in subsequent command, 10.0.0.22 is the next-hop IP

=====

MPLS info: mpls\_ecr\_scale\_prefix\_adj:0, mpls\_lsps\_hdl:0

=====

C9300-PE-2#show platform hardware fed switch active fwd-asic abstraction print-resource-handle 0x7f0650a7e3e8 1 <-- Use the HTM value from previous command

Handle:0x7f0650a7e3e8 Res-Type:ASIC\_RSC\_HASH\_TCAM Res-Switch-Num:0 Asic-Num:255 Feature-ID:AL\_FID\_L3\_UNICAST\_IPV4 Lkp-ftr-id:LKP\_FEAT\_IPV4\_L3\_UNICAST ref\_count:1

priv\_ri/priv\_si Handle: (nil)Hardware Indices/Handles: handle [ASIC: 0]: 0x7f0650ba4028

Detailed Resource Information (ASIC# 0)

-----

Number of HTM Entries: 1

Entry 0: (handle 0x7f0650ba4028)

Absolute Index: 92180

Time Stamp: 1

KEY - vrf:2 mtr:0 prefix:192.168.2.0 rcp\_redirect\_index:0x0

MASK - vrf:255 mtr:0 prefix:255.255.255.0 rcp\_redirect\_index:0x0

(SI value used later)

FWD-AD = afd\_label\_flag:0 icmp\_redir\_enable:1 lvx\_smr\_enabled:0, dstNatType:0 priority:5

afdLabelOrDestClientId:0 SI:173 destined\_to\_us:0 hw\_stats\_idx:1 stats\_id:0

redirectSetRouterMac:0 dgtIdx:0 destModIndex:0 dstNatTypeOrVpnPrefixPtrMsb:0 vpnPrefixPtr:0

SRC-AD = learning\_violation:1 need\_to\_learn:1 locally\_connected:0 staticentryViolation:0

rpfValid:1 rpfLe:37 rpfLePointer:0 rpfForcePass:0 rpfForceFail:0 reachableviaSome:1

rpfCheckIncomplete:0 defaultRoute:0 ChainPtrValid:0 ChainPtrOrPortLeIndex:72 UseRpfmatchTable:0

rpfIncomplete:0 is\_src\_ce:0 sgtValid:0 sgt:0 src\_rloc\_trusted:0,sgtCacheControl1 = 0,

sgtCacheControl0 = 0

port\_label:0x0 port\_mask:0x0 vlan\_label:0x0 vlan\_mask:0x0 l3if\_label:0x0 l3if\_mask:0x0

group\_label:0x0 group\_mask:0x0

=====

C9300-PE-2#show platform software fed switch active ip adj

IPV4 Adj entries

dest	if_name	dst_mac	si_hdl	ri_hdl	pd_flags
adj_id	Last-modified				
----	-----	-----	-----	-----	-----
10.0.0.22	GigabitEthernet2/0/1	0072.78c8.c9c2	0x7f0650a32858	0x7f0650a1af48	0x0
0x3a	2021/06/23 18:46:52.956				

C9300-PE-2#show ip arp vrf RED 10.0.0.22

Protocol Address Age (min) Hardware Addr Type Interface

Internet 10.0.0.22 131 0072.78c8.c9c2 ARPA GigabitEthernet2/0/1 <-- dst\_mac

matches the ARP entry

C9300-PE-2#show platform hardware fed fwd-asic abstraction print-resource-handle 0x7f0650a32858

1 <-- Use the HTM value from previous command

Handle:0x7f0650a32858 Res-Type:ASIC\_RSC\_SI Res-Switch-Num:255 Asic-Num:255 Feature-

ID:AL\_FID\_L3\_UNICAST\_IPV4 Lkp-ftr-id:LKP\_FEAT\_INVALID ref\_count:1

priv\_ri/priv\_si Handle: 0x7f0650a1af48Hardware Indices/Handles: index0:0xad

mtu\_index/l3u\_ri\_index0:0x0 index1:0xad mtu\_index/l3u\_ri\_index1:0x0

Features sharing this resource:66 (1)]

Cookie length: 56

00 00 00 00 00 00 00 00 25 00 00 00 00 00 00 00 00 00 00 00 08 00 00 72 78 c8 c9 c2 00 00 00 00

00 00

Detailed Resource Information (ASIC# 0)

-----

Station Index (SI) [0xad]

RI = 0x18

DI = 0x5338

stationTableGenericLabel = 0

stationFdConstructionLabel = 0x7

lookupSkipIdIndex = 0

rcpServiceId = 0

dejaVuPreCheckEn = 0

Replication Bitmap: CD

Detailed Resource Information (ASIC# 1)

-----  
Station Index (SI) [0xad]

RI = 0x18

DI = **0x5338**

stationTableGenericLabel = 0

stationFdConstructionLabel = 0x7

lookupSkipIdIndex = 0

rcpServiceId = 0

dejaVuPreCheckEn = 0

Replication Bitmap: LD

=====  
C9300-PE-2#show platform hardware fed switch active fwd-asic resource asic all destination-index  
range 0x5338 0x5338 <-- Use the DI value from previous command

ASIC#0:

index = 0x5338

pmap = 0x00000000 0x00000000

cmi = 0x0

rcp\_pmap = 0x0

al\_rsc\_cmi

CPU Map Index (CMI) [0]

ctiLo0 = 0

ctiLo1 = 0

ctiLo2 = 0

cpuQNum0 = 0

cpuQNum1 = 0

cpuQNum2 = 0

npuIndex = 0

stripSeg = 0

copySeg = 0

ASIC#1:

index = 0x5338

pmap = 0x00000000 **0x00000001** <-- Looking at 0x00000001, in binary that is 0000 0000 0000 0000  
**0000 0000 0000 0001** = Port 0 (Zero based, count right to left)

cmi = 0x0

rcp\_pmap = 0x0

al\_rsc\_cmi

CPU Map Index (CMI) [0]

ctiLo0 = 0

ctiLo1 = 0

ctiLo2 = 0

cpuQNum0 = 0

cpuQNum1 = 0

cpuQNum2 = 0

npuIndex = 0

stripSeg = 0

copySeg = 0

C9300-PE-2#show platform software fed switch active ifm mappings

Interface	IF_ID	Inst	Asic	Core	Port	SubPort	Mac	Cntx	LPN	GPN	Type	Active
GigabitEthernet2/0/1	0x35	1	0	1	<b>0</b>	0	26	6	1	97	NIF	Y

- Port 0 is the egress port, Gi2/0/1

## Programação de rótulo do VPNv4

A próxima seção aborda a programação de rótulos de VPNv4 nos roteadores PE MPLS, C9300-PE-1 e C9300-PE-2. O C9500=P não encaminha no rótulo VPNv4, portanto não há saída do C9500-P.

Programação de etiquetas de VPNv4 do C9300-PE-1:

**Verifique** o prefixo local no PE, não o prefixo remoto. Verifique o rótulo de uma perspectiva de FED e depois faça o retrocesso para FMAN RP e FMAN FP.

**\*\*\*Software VPNv4 Label Programming\*\*\***

```
C9300-PE-1#show ip cef vrf RED 192.168.3.0/24 detail
192.168.3.0/24, epoch 0
  QOS: Precedence routine (0)
  dflt local label info: other/21 [0x2] <-- VPNv4 label associated with the local prefix
  nexthop 10.0.0.1 GigabitEthernet1/0/1
```

**\*\*\*FMAN RP VPNv4 Label Programming\*\*\***

```
C9300-PE-1#show platform software mpls switch active r0 eos index 117 <-- Utilize the objid from
the FED command
```

```
EOS Choice 0x75, Number of paths: 2
  Next Object Type: OBJ_ADJ_DROP,OBJ_LABEL
  Next Object Index: 0,0x74
  OM handle: 0x3480644470
```

**\*\*\*FMAN FP VPNv4 Label Programming\*\*\***

```
C9300-PE-1#show platform software mpls switch active f0 eos index 117 <-- Utilize the objid from
the FED command
```

```
EOS Choice 0x75, Number of paths: 2
  Next Object Type: OBJ_ADJ_DROP,OBJ_LABEL
  Next Object Index: 0,0x74
  aom id: 612, CPP handle: 0xdeadbeef (created), flags: 0
```

```
C9300-PE-1#show platform software object-manager switch active f0 object 612 <-- Use the aom id
from previous command
```

```
Object identifier: 612
  Description: EOS Choice 0x75
  Status: Done, Epoch: 0, Client data: 0xe05e9318
```

```
C9300-PE-1#show platform software object-manager switch active f0 object 612 parents <-- Use the
aom id from previous command
```

```
Object identifier: 7
  Description: Special Object adj_drop
  Status: Done
```

```
Object identifier: 611
  Description: label 0x74
  Status: Done
```

**\*\*\*FED VPNv4 Label Programming\*\*\***

```
C9300-PE-1#show platform software fed switch active mpls forwarding label 21 detail
LENTRY:label:21 nobj:(EOS, 117) lentry_hdl:0x8b000009
  modify_cnt:0 backwalk_cnt:0
  lsp_handle:0
  AAL: id:2332033033 lbl:21
    eos0:[adj_hdl:0, hw_hdl:0x7fbae8d87428]
    eos1:[adj_hdl:0x4300003b, hw_hdl:0x7fbae8d87278]
  deagg_vrf_id = 0 lsp_handle:0
```

```

EOS:objid:117 local_label:0 flags:0:( ) pdflags:0 <-- Utilized in previous commands
nobj0:(ADJ SPECIAL,DROP 0), nobj1:(LABEL, 116) modify:0 bwalk:0
LABEL:objid:116 link_type:IP local_label:21 outlabel:(1048577, 0)
  flags:0xc:(UHP,POP,) pdflags:0x2:(INSTALL_HW_OK,) adj_handle:0x4300003b
  unsupported recursion:0 olbl_changed 0 local_adj:0 modify_cnt:0
  bwalk_cnt:0 subwalk_cnt:0 collapsed_oce:0
  AAL: id:1124073531 lbl:0 smac:a0f8.4911.d1e4 dmac:0072.78c8.06e4
    sub_type:0 link_type:0 adj_flags:0x2 label_type:1 rewrite_type:POP2IP(135)
    vlan_id:0 vrf_id:0 ri:0x7fbae8d811b8, ri_id:0x3e phdl:0xf1000024, ref_cnt:1
    si:0x7fbae8d72078, si_id:0x4012, di_id:0x5338
  ADJ:objid:58 {link_type:IP ifnum:0x35, si:0x1900001b, IPv4: 10.0.0.1 }

```

## Verificar rótulos de VPNv4 do C9300-PE-2

Verifique o prefixo local para o PE, não o prefixo remoto. Verifique o rótulo de uma perspectiva de FED e depois faça o retrocesso para FMAN RP e FMAN FP.

```

C9300-PE-2#show ip cef vrf RED 192.168.2.0/24 detail

```

```

192.168.2.0/24, epoch 0
  QOS: Precedence routine (0)
  dflt local label info: other/21 [0x2] <-- VPNv4 label associated with the local prefix
  nexthop 10.0.0.22 GigabitEthernet2/0/1

```

```

C9300-PE-2#show platform software mpls switch active r0 eos index 118 <-- Utilize the objid
value from the FED command

```

```

EOS Choice 0x76, Number of paths: 2
  Next Object Type: OBJ_ADJ_DROP,OBJ_LABEL
  Next Object Index: 0,0x75
  OM handle: 0x34806402d0

```

```

C9300-PE-2#show platform software mpls switch active f0 eos index 118 <-- Utilize the objid
value from the FED command

```

```

EOS Choice 0x76, Number of paths: 2
  Next Object Type: OBJ_ADJ_DROP,OBJ_LABEL
  Next Object Index: 0,0x75
  aom id: 589, CPP handle: 0xdeadbeef (created), flags: 0

```

```

C9300-PE-2#show platform software object-manager switch active f0 object 589 <-- Utilize the aom
id from the previous command

```

```

Object identifier: 589
  Description: EOS Choice 0x76
  Status: Done, Epoch: 0, Client data: 0x248cac8

```

```

C9300-PE-2#show platform software object-manager switch active f0 object 589 parents <-- Utilize
the aom id from the previous command

```

```

Object identifier: 7
  Description: Special Object adj_drop
  Status: Done

```

```

Object identifier: 588
  Description: label 0x75
  Status: Done

```

```

C9300-PE-2#show platform software fed switch active mpls forwarding label 21 detail

```

```

LENTY:label:21 nobj:(EOS, 118) lentry_hdl:0x63000009
  modify_cnt:0 backwalk_cnt:0

```

```

lspa_handle:0
AAL: id:1660944393 lbl:21
    eos0:[adj_hdl:0, hw_hdl:0x7f0650a40408]
    eos1:[adj_hdl:0xcb00003a, hw_hdl:0x7f0650a401f8]
    deagg_vrf_id = 0 lspa_handle:0
EOS:objid:118 local_label:0 flags:0:() pdflags:0
    nobj0:(ADJ SPECIAL,DROP 0), nobj1:(LABEL, 117) modify:0 bwalk:0
    LABEL:objid:117 link_type:IP local_label:21 outlabel:(1048577, 0)
        flags:0xc:(UHP,POP,) pdflags:0x2:(INSTALL_HW_OK,) adj_handle:0xcb00003a
        unsupported recursion:0 olbl_changed 0 local_adj:0 modify_cnt:0
        bwalk_cnt:0 subwalk_cnt:0 collapsed_oce:0
    AAL: id:3405774906 lbl:0 smac:70d3.79be.ae42 dmac:0072.78c8.c9c2
        sub_type:0 link_type:0 adj_flags:0x2 label_type:1 rewrite_type:POP2IP(135)
        vlan_id:0 vrf_id:0 ri:0x7f0650a3f2a8, ri_id:0x48 phdl:0xf1000024, ref_cnt:1
        si:0x7f0650a3d5e8, si_id:0x400a, di_id:0x5338
    ADJ:objid:58 {link_type:IP ifnum:0x35, si:0x9700001b, IPv4:      10.0.0.22 }

```

## Programação de etiqueta LDP

A próxima seção aborda a programação de rótulo de LDP nos roteadores MPLS, C9300-PE-1, C9500-P e C9300-PE-2.

O rótulo LDP (externo) é o que o rótulo de rede MPLS comuta os pacotes. Valide o rótulo LDP local anunciado ao PE remoto. Não valide o rótulo LDP remoto.

Programação de etiqueta LDP do C9300-PE-1:

**Valide** o rótulo LDP local anunciado ao PE remoto, não valide o rótulo LDP remoto. Verifique o rótulo de uma perspectiva de FED e depois faça o retrocesso para FMAN RP e FMAN FP.

### \*\*\*Software LDP Label Programming\*\*\*

C9300-PE-1#show mpls forwarding-table

Local Label	Outgoing Label	Prefix or Tunnel Id	Bytes Switched	Outgoing interface	Next Hop
16	Pop Label	192.168.1.3/32	0	Gi1/0/2	10.0.0.6
	Pop Label	192.168.1.3/32	0	Gi1/0/3	10.0.0.10
17	Pop Label	10.0.0.16/30	0	Gi1/0/2	10.0.0.6
	Pop Label	10.0.0.16/30	0	Gi1/0/3	10.0.0.10
18	Pop Label	10.0.0.12/30	0	Gi1/0/2	10.0.0.6
	Pop Label	10.0.0.12/30	0	Gi1/0/3	10.0.0.10
<b>19</b>	17	192.168.1.4/32	0	Gi1/0/2	10.0.0.6 <-- LDP label 19 is advertised to reach PE 192.168.1.4
	17	192.168.1.4/32	0	Gi1/0/3	10.0.0.10
20	No Label	10.0.0.0/30[V]	630	aggregate/RED	
21	No Label	192.168.3.0/24[V]	\		
			0	Gi1/0/1	10.0.0.1

### \*\*\*FMAN RP LDP Label Programming\*\*\*

C9300-PE-1#show platform software mpls switch active r0 label index 110 <-- Use the objid value from the FED commands

```

Label OCE 0x6e -> OBJ_ADJACENCY (0x4b)
  Flags: Real, Number of labels in the OCE: 1
  Label values: 0x11
  Backup flags: Pop, UHP, backup label 0x100001
  OM handle: 0x34806420d0

```

C9300-PE-1#show platform software mpls switch active r0 label index 111 <-- Use the objid value

**from the FED commands**

Label OCE 0x6f -> OBJ\_ADJACENCY (0x4e)  
Flags: Real, Number of labels in the OCE: 1  
Label values: 0x11  
Backup flags: Pop, UHP, backup label 0x100001  
OM handle: 0x3480642268

**\*\*\*FMAN FP LDP Label Programming\*\*\***

C9300-PE-1#**show platform software mpls switch active f0 label index 110** <-- Use the objid value  
**from the FED commands**

Label OCE 0x6e -> OBJ\_ADJACENCY (0x4b)  
Flags: Real, Number of labels in the OCE: 1  
Label values: 0x11  
Backup flags: Pop, UHP, backup label 0x100001  
**aom id: 598**, CPP handle: 0xdeadbeef (created)

C9300-PE-1#**show platform software mpls switch active f0 label index 111** <-- Use the objid value  
**from the FED commands**

Label OCE 0x6f -> OBJ\_ADJACENCY (0x4e)  
Flags: Real, Number of labels in the OCE: 1  
Label values: 0x11  
Backup flags: Pop, UHP, backup label 0x100001  
**aom id: 599**, CPP handle: 0xdeadbeef (created)

C9300-PE-1#**show platform software object-manager switch active f0 object 598** <-- Utilize the aom  
**id from previous commands**

Object identifier: 598  
Description: label 0x6e  
Status: Done, Epoch: 0, Client data: 0xe05e6d78

C9300-PE-1#**show platform software object-manager switch active f0 object 598 parents** <-- Utilize  
**the aom id from previous commands**

Object identifier: 531  
Description: adj 0x4b, Flags None  
Status: Done

C9300-PE-1#**show platform software object-manager switch active f0 object 599** <-- Utilize the aom  
**id from previous commands**

Object identifier: 599  
Description: label 0x6f  
Status: Done, Epoch: 0, Client data: 0xe05e6f78

C9300-PE-1#**show platform software object-manager switch active f0 object 599 parents** <-- Utilize  
**the aom id from previous commands**

Object identifier: 535  
Description: adj 0x4e, Flags None  
Status: Done

C9300-PE-1#**show platform software fed switch active mpls forwarding label 19 detail**

LENTRY:label:19 nobj:(LB, 112) lentry\_hdl:0x9000007  
modify\_cnt:1 backwalk\_cnt:0  
lspa\_handle:0  
AAL: id:150994951 lbl:19  
eos0:[adj\_hdl:0x7d000002, hw\_hdl:0x7fbae8d778b8]  
eos1:[adj\_hdl:0x7d000002, hw\_hdl:0x7fbae8d776a8]  
deagg\_vrf\_id = 0 lspa\_handle:0  
LB:obj\_id:112 link\_type:IP num\_choices:2 Flags:0

```

mpls_ecr:1 local_label:19 path_inhw:2 ecrh:0x7d000002 old_ecrh:0
modify_cnt:0 bwalk_cnt:0 subwalk_cnt:0 finish_cnt:0
bwalk:[req:0 in_prog:0 nested:0]
AAL: ecr:id:2097152002 af:0 ecr_type:0 ref:7 ecrh:0x7fbae8a99268(28:2)
hwhdl:3903427176 ::0x7fbae8a98b98,0x7fbae8a9ad48,0x7fbae8a98b98,0x7fbae8a9ad48
Sw Enh ECR scale: objid:112 llabel:19 eos:1 #adjs:2 mixed_adj:0
reprogram_hw:0 ecrhdl:0x7d000002 ecr_hwhdl:0x7fbae8a99268
mod_cnt:0 prev_npath:0 pmismatch:0 pordermatch:0
ecr_adj: id:4278190135 is_mpls_adj:1 l3adj_flags:0x100000
  recirc_adj_id:1744830509
    sih:0x7fbae8a98b98(179) di_id:20499 rih:0x7fbae8a985d8(33)
    adj_lentry [eos0:0x7fbae8d7bf48 eos1:0x7fbae8d76e88]
ecr_adj: id:1392508984 is_mpls_adj:1 l3adj_flags:0x100000
  recirc_adj_id:2013265966
    sih:0x7fbae8a9ad48(180) di_id:20499 rih:0x7fbae8a9a788(46)
    adj_lentry [eos0:0x7fbae8d7c1b8 eos1:0x7fbae8d77158]
ecr_prefix_adj: id:2164260921 (ref:1)
  sih:0x7fbae8d7df08(181) di_id:20499 rih:0x7fbae8d7db98(68)
LABEL:objid:110 link_type:MPLS local_label:19 outlabel:(17, 0) <-- Used in previous
commands
  flags:0x1:(REAL,) pdfflags:0:(INSTALL_HW_OK,) adj_handle:0xff000037
  unsupported recursion:0 olbl_changed 0 local_adj:0 modify_cnt:0
  bwalk_cnt:0 subwalk_cnt:0 collapsed_oce:0
  AAL: id:4278190135 lbl:0 smac:a0f8.4911.d1d6 dmac:d4ad.71b5.dde4
    sub_type:0 link_type:2 adj_flags:0 label_type:2 rewrite_type:PSH1(119)
    vlan_id:0 vrf_id:0 ri:0x7fbae8d78c48, ri_id:0x40 phdl:0x9f00004b, ref_cnt:1
    si:0x7fbae8d78fd8, si_id:0x4013, di_id:0x535f
  ADJ:objid:75 {link_type:MPLS ifnum:0x36, si:0x22000023, }
  LABEL:objid:111 link_type:MPLS local_label:19 outlabel:(17, 0) <-- Used in previous
commands
  flags:0x1:(REAL,) pdfflags:0:(INSTALL_HW_OK,) adj_handle:0x53000038
  unsupported recursion:0 olbl_changed 0 local_adj:0 modify_cnt:0
  bwalk_cnt:0 subwalk_cnt:0 collapsed_oce:0
  AAL: id:1392508984 lbl:0 smac:a0f8.4911.d1d8 dmac:d4ad.71b5.ddc2
    sub_type:0 link_type:2 adj_flags:0 label_type:2 rewrite_type:PSH1(119)
    vlan_id:0 vrf_id:0 ri:0x7fbae8d7d0a8, ri_id:0x42 phdl:0x8400004c, ref_cnt:1
    si:0x7fbae8d7a908, si_id:0x4014, di_id:0x5360
  ADJ:objid:78 {link_type:MPLS ifnum:0x37, si:0x74000026, }

```

## Programação de etiqueta LDP do C9500-P:

**Valide** o rótulo LDP local anunciado ao PE remoto, não valide o rótulo LDP remoto. Verifique o rótulo de uma perspectiva de FED e depois faça o retrocesso para FMAN RP e FMAN FP.

### \*\*\*Software LDP Label Programming\*\*\*

C9500-P#show mpls forwarding-table

Local Label	Outgoing Label	Prefix or Tunnel Id	Bytes Switched	Outgoing interface	Next Hop
<b>16</b>	explicit-n	192.168.1.2/32	1240	Te1/0/1	10.0.0.5 <-- LDP Label 16
<b>advertised to reach PE 192.168.1.2</b>					
	explicit-n	192.168.1.2/32	226537	Te2/0/1	10.0.0.9
<b>17</b>	explicit-n	192.168.1.4/32	610	Te1/0/2	10.0.0.14 <-- LDP Label 17
<b>advertised to reach PE 192.168.1.4</b>					
	explicit-n	192.168.1.4/32	227592	Te2/0/2	10.0.0.18

### \*\*\*FMAN RP LDP Label Programming\*\*\*

C9500-P#show platform software mpls switch active r0 label index 94

Label OCE 0x5e -> OBJ\_ADJACENCY (0x3f)

Flags: Real, Number of labels in the OCE: 1



Label values: 0  
Backup flags: Pop, UHP, backup label 0x100001  
OM handle: 0x348064c530

**C9500-P#show platform software mpls switch active r0 label index 95**

Label OCE 0x5f -> OBJ\_ADJACENCY (0x44)  
Flags: Real, Number of labels in the OCE: 1  
Label values: 0  
Backup flags: Pop, UHP, backup label 0x100001  
OM handle: 0x348064c6c8

**C9500-P#show platform software mpls switch active r0 label index 104**

Label OCE 0x68 -> OBJ\_ADJACENCY (0x49)  
Flags: Real, Number of labels in the OCE: 1  
Label values: 0  
Backup flags: Pop, UHP, backup label 0x100001  
OM handle: 0x348064df70

**C9500-P#show platform software mpls switch active r0 label index 105**

Label OCE 0x69 -> OBJ\_ADJACENCY (0x4e)  
Flags: Real, Number of labels in the OCE: 1  
Label values: 0  
Backup flags: Pop, UHP, backup label 0x100001  
OM handle: 0x348064e108

**\*\*\*FMAN FP LDP Label Programming\*\*\***

**C9500-P#show platform software mpls switch active f0 label index 94**

Label OCE 0x5e -> OBJ\_ADJACENCY (0x3f)  
Flags: Real, Number of labels in the OCE: 1  
Label values: 0  
Backup flags: Pop, UHP, backup label 0x100001  
aom id: 564, CPP handle: 0xdeadbeef (created)

**C9500-P#show platform software mpls switch active f0 label index 95**

Label OCE 0x5f -> OBJ\_ADJACENCY (0x44)  
Flags: Real, Number of labels in the OCE: 1  
Label values: 0  
Backup flags: Pop, UHP, backup label 0x100001  
aom id: 565, CPP handle: 0xdeadbeef (created)

**C9500-P#show platform software mpls switch active f0 label index 104**

Label OCE 0x68 -> OBJ\_ADJACENCY (0x49)  
Flags: Real, Number of labels in the OCE: 1  
Label values: 0  
Backup flags: Pop, UHP, backup label 0x100001  
aom id: 576, CPP handle: 0xdeadbeef (created)

**C9500-P#show platform software mpls switch active f0 label index 105**

Label OCE 0x69 -> OBJ\_ADJACENCY (0x4e)  
Flags: Real, Number of labels in the OCE: 1

Label values: 0  
Backup flags: Pop, UHP, backup label 0x100001  
aom id: 577, CPP handle: 0xdeadbeef (created)

**C9500-P#show platform software object-manager switch active f0 object 564**

Object identifier: 564  
Description: label 0x5e  
Status: Done, Epoch: 0, Client data: 0x4f737108

**C9500-P#show platform software object-manager switch active f0 object 564 parents**

Object identifier: 515  
Description: adj 0x3f, Flags None  
Status: Done

**C9500-P#show platform software object-manager switch active f0 object 565**

Object identifier: 565  
Description: label 0x5f  
Status: Done, Epoch: 0, Client data: 0x4f737448

**C9500-P#show platform software object-manager switch active f0 object 565 parents**

Object identifier: 525  
Description: adj 0x44, Flags None  
Status: Done

**C9500-P#show platform software object-manager switch active f0 object 576**

Object identifier: 576  
Description: label 0x68  
Status: Done, Epoch: 0, Client data: 0x4f6d4bf8

**C9500-P#show platform software object-manager switch active f0 object 576 parents**

Object identifier: 536  
Description: adj 0x49, Flags None  
Status: Done

**C9500-P#show platform software object-manager switch active f0 object 577**

Object identifier: 577  
Description: label 0x69  
Status: Done, Epoch: 0, Client data: 0x4f737f78

**C9500-P#show platform software object-manager switch active f0 object 577 parents**

Object identifier: 545  
Description: adj 0x4e, Flags None  
Status: Done

**\*\*\*FED LDP Label Programming\*\*\***

**C9500-P#show platform software fed switch active mpls forwarding label 16 detail**

LENTRY:label:16 nobj:(LB, 96) lentry\_hdl:0xeb000004  
modify\_cnt:2 backwalk\_cnt:0  
lspa\_handle:0  
AAL: id:3942645764 lbl:16  
eos0:[adj\_hdl:0x44000002, hw\_hdl:0x7f0b284b4d98]  
eos1:[adj\_hdl:0x44000002, hw\_hdl:0x7f0b284b4be8]  
deagg\_vrf\_id = 0 lspa\_handle:0  
LB:obj\_id:96 link\_type:IP num\_choices:2 Flags:0  
mpls\_ecr:1 local\_label:16 path\_inhw:2 ecrh:0x44000002 old\_ecrh:0  
modify\_cnt:0 bwalk\_cnt:0 subwalk\_cnt:0 finish\_cnt:0  
bwalk:[req:0 in\_prog:0 nested:0]  
AAL: ecr:id:1140850690 af:0 ecr\_type:0 ref:2 ecrh:0x7f0b284a3998(28:2)  
hwhdl:675953048 ::0x7f0b284b4268,0x7f0b284a1d78,0x7f0b284b4268,0x7f0b284a1d78  
Sw Enh ECR scale: objid:96 llabel:16 eos:1 #adjs:2 mixed\_adj:0

```

reprogram_hw:0 ecrhdl:0x44000002 ecr_hwhdl:0x7f0b284a3998
mod_cnt:0 prev_npath:0 pmismatch:0 pordermatch:0
ecr_adj: id:1610612787 is_mpls_adj:1 l3adj_flags:0x100000
  recirc_adj_id:1207959601
    sih:0x7f0b284b4268(181) di_id:23709 rih:0x7f0b284b3ca8(31)
    adj_lentry [eos0:0x7f0b284a32d8 eos1:0x7f0b284a3cc8]
ecr_adj: id:805306420 is_mpls_adj:1 l3adj_flags:0x100000
  recirc_adj_id:67108914
    sih:0x7f0b284a1d78(182) di_id:23709 rih:0x7f0b284b47d8(44)
    adj_lentry [eos0:0x7f0b284c1608 eos1:0x7f0b284a2138]
ecr_prefix_adj: id:3976200245 (ref:1)
  sih:0x7f0b284c2bf8(183) di_id:23709 rih:0x7f0b284c2888(50)
LABEL:objid:94 link_type:MPLS local_label:16 outlabel:(0, 0)
  flags:0x1:(REAL,) pdflags:0:(INSTALL_HW_OK,) adj_handle:0x60000033
  unsupported recursion:0 olbl_changed 0 local_adj:0 modify_cnt:0
  bwalk_cnt:0 subwalk_cnt:0 collapsed_oce:0
  AAL: id:1610612787 lbl:0 smac:d4ad.71b5.dde4 dmac:a0f8.4911.d1d6
    sub_type:0 link_type:2 adj_flags:0 label_type:2 rewrite_type:PSH1(119)
    vlan_id:0 vrf_id:0 ri:0x7f0b284a2cd8, ri_id:0x2e phdl:0xe9000057, ref_cnt:1
    si:0x7f0b284a3048, si_id:0x4009, di_id:0x1
  ADJ:objid:63 {link_type:MPLS ifnum:0x41, si:0x2d000023, }
LABEL:objid:95 link_type:MPLS local_label:16 outlabel:(0, 0)
  flags:0x1:(REAL,) pdflags:0:(INSTALL_HW_OK,) adj_handle:0x30000034
  unsupported recursion:0 olbl_changed 0 local_adj:0 modify_cnt:0
  bwalk_cnt:0 subwalk_cnt:0 collapsed_oce:0
  AAL: id:805306420 lbl:0 smac:d4ad.71b5.ddc2 dmac:a0f8.4911.d1d8
    sub_type:0 link_type:2 adj_flags:0 label_type:2 rewrite_type:PSH1(119)
    vlan_id:0 vrf_id:0 ri:0x7f0b284a57c8, ri_id:0x30 phdl:0x67000059, ref_cnt:1
    si:0x7f0b284a6008, si_id:0x400a, di_id:0x61
  ADJ:objid:68 {link_type:MPLS ifnum:0x43, si:0xef000026, }

```

C9500-P#**show platform software fed switch active mpls forwarding label 17 detail**

```

LENTRY:label:17 nobj:(LB, 106) lentry_hdl:0xf6000005
  modify_cnt:1 backwalk_cnt:0
  lsp_handle:0
  AAL: id:4127195141 lbl:17
    eos0:[adj_hdl:0x44000002, hw_hdl:0x7f0b284ce2f8]
    eos1:[adj_hdl:0x44000002, hw_hdl:0x7f0b284ce0e8]
    deagg_vrf_id = 0 lsp_handle:0
  LB:obj_id:106 link_type:IP num_choices:2 Flags:0
    mpls_ecr:1 local_label:17 path_inhw:2 ecrh:0x44000002 old_ecrh:0
    modify_cnt:0 bwalk_cnt:0 subwalk_cnt:0 finish_cnt:0
    bwalk:[req:0 in_prog:0 nested:0]
  AAL: ecr:id:1140850690 af:0 ecr_type:0 ref:2 ecrh:0x7f0b284a3998(28:2)
  hwhdl:675953048 ::0x7f0b284b4268,0x7f0b284a1d78,0x7f0b284b4268,0x7f0b284a1d78
  Sw Enh ECR scale: objid:106 llabel:17 eos:1 #adjs:2 mixed_adj:0
  reprogram_hw:0 ecrhdl:0x44000002 ecr_hwhdl:0x7f0b284a3998
  mod_cnt:0 prev_npath:0 pmismatch:0 pordermatch:0
  ecr_adj: id:4127195192 is_mpls_adj:1 l3adj_flags:0x100000
    recirc_adj_id:1207959601
      sih:0x7f0b284b4268(181) di_id:23709 rih:0x7f0b284b3ca8(31)
      adj_lentry [eos0:0x7f0b284c38e8 eos1:0x7f0b284cd858]
  ecr_adj: id:1157627961 is_mpls_adj:1 l3adj_flags:0x100000
    recirc_adj_id:67108914
      sih:0x7f0b284a1d78(182) di_id:23709 rih:0x7f0b284b47d8(44)
      adj_lentry [eos0:0x7f0b284c3af8 eos1:0x7f0b284cdb28]
  ecr_prefix_adj: id:3707764794 (ref:1)
    sih:0x7f0b284c5028(184) di_id:23709 rih:0x7f0b284c4c48(60)
LABEL:objid:104 link_type:MPLS local_label:17 outlabel:(0, 0)
  flags:0x1:(REAL,) pdflags:0:(INSTALL_HW_OK,) adj_handle:0xf6000038
  unsupported recursion:0 olbl_changed 0 local_adj:0 modify_cnt:0
  bwalk_cnt:0 subwalk_cnt:0 collapsed_oce:0
  AAL: id:4127195192 lbl:0 smac:d4ad.71b5.ddd6 dmac:70d3.79be.ae71
    sub_type:0 link_type:2 adj_flags:0 label_type:2 rewrite_type:PSH1(119)

```

```

vlan_id:0 vrf_id:0 ri:0x7f0b284ceaa8, ri_id:0x38 phdl:0x76000058, ref_cnt:1
si:0x7f0b284ceeb8, si_id:0x400b, di_id:0x2
ADJ:objid:73 {link_type:MPLS ifnum:0x42, si:0x1f000028, }
LABEL:objid:105 link_type:MPLS local_label:17 outlabel:(0, 0)
flags:0x1:(REAL,) pdfflags:0:(INSTALL_HW_OK,) adj_handle:0x45000039
unsupported recursion:0 olbl_changed 0 local_adj:0 modify_cnt:0
bwalk_cnt:0 subwalk_cnt:0 collapsed_oce:0
AAL: id:1157627961 lbl:0 smac:d4ad.71b5.ddf1 dmac:70d3.79be.ae61
sub_type:0 link_type:2 adj_flags:0 label_type:2 rewrite_type:PSH1(119)
vlan_id:0 vrf_id:0 ri:0x7f0b284c4588, ri_id:0x3a phdl:0x5500005a, ref_cnt:1
si:0x7f0b284d0548, si_id:0x400c, di_id:0x62
ADJ:objid:78 {link_type:MPLS ifnum:0x44, si:0x4900002a, }

```

## Programação de etiqueta LDP do C9300-PE-2:

**Valide** o rótulo LDP local anunciado ao PE remoto, não valide o rótulo LDP remoto. Comece verificando a etiqueta da perspectiva do FED e depois faça um retrocesso para FMAN RP e FMAN FP.

### \*\*\*Software LDP Label Programming\*\*\*

C9300-PE-2#show mpls forwarding-table

Local Label	Outgoing Label	Prefix or Tunnel Id	Bytes Switched	Label	Outgoing interface	Next Hop
16	Pop Label	192.168.1.3/32	0		Gi2/0/2	10.0.0.13
	Pop Label	192.168.1.3/32	0		Gi2/0/3	10.0.0.17
<b>17</b>	16	192.168.1.2/32	0		Gi2/0/2	10.0.0.13 <b>&lt;-- LDP Label 17 is</b>
<b>advertised to Remote PE 192.168.1.2</b>						
	16	192.168.1.2/32	0		Gi2/0/3	10.0.0.17
18	Pop Label	10.0.0.4/30	0		Gi2/0/2	10.0.0.13
	Pop Label	10.0.0.4/30	0		Gi2/0/3	10.0.0.17
19	Pop Label	10.0.0.8/30	0		Gi2/0/2	10.0.0.13
	Pop Label	10.0.0.8/30	0		Gi2/0/3	10.0.0.17
20	No Label	10.0.0.20/30[V]	630		aggregate/RED	
21	No Label	192.168.2.0/24[V] \	0		Gi2/0/1	10.0.0.22

### \*\*\*FMAN RP Label Programming\*\*\*

C9300-PE-2#show platform software mpls switch active r0 label index 106 <-- Use the objid values from the FED commands

```

Label OCE 0x6a -> OBJ_ADJACENCY (0x4b)
Flags: Real, Number of labels in the OCE: 1
Label values: 0x10
Backup flags: Pop, UHP, backup label 0x100001
OM handle: 0x3480637358

```

C9300-PE-2#show platform software mpls switch active r0 label index 107 <-- Use the objid values from the FED commands

```

Label OCE 0x6b -> OBJ_ADJACENCY (0x4e)
Flags: Real, Number of labels in the OCE: 1
Label values: 0x10
Backup flags: Pop, UHP, backup label 0x100001
OM handle: 0x3480638c10

```

### \*\*\*FMAN FP LDP Label Programming\*\*\*

C9300-PE-2#show platform software mpls switch active f0 label index 106

Label OCE 0x6a -> OBJ\_ADJACENCY (0x4b)  
Flags: Real, Number of labels in the OCE: 1  
Label values: 0x10  
Backup flags: Pop, UHP, backup label 0x100001  
**aom id: 548**, CPP handle: 0xdeadbeef (created)

C9300-PE-2#show platform software mpls switch active f0 label index 107

Label OCE 0x6b -> OBJ\_ADJACENCY (0x4e)  
Flags: Real, Number of labels in the OCE: 1  
Label values: 0x10  
Backup flags: Pop, UHP, backup label 0x100001  
**aom id: 549**, CPP handle: 0xdeadbeef (created)

C9300-PE-2#show platform software object-manager switch active f0 object 548 <-- Use the aom id value from the previous commands

Object identifier: 548  
Description: label 0x6a  
Status: Done, Epoch: 0, Client data: 0x24843d8

C9300-PE-2#show platform software object-manager switch active f0 object 548 parents <-- Use the aom id value from the previous commands

Object identifier: 509  
Description: adj 0x4b, Flags None  
Status: Done

C9300-PE-2#show platform software object-manager switch active f0 object 549 <-- Use the aom id value from the previous commands

Object identifier: 549  
Description: label 0x6b  
Status: Done, Epoch: 0, Client data: 0x2484518

C9300-PE-2#show platform software object-manager switch active f0 object 549 parents <-- Use the aom id value from the previous commands

Object identifier: 513  
Description: adj 0x4e, Flags None  
Status: Done

**\*\*\*FED LDP Label Programming\*\*\***

C9300-PE-2#show platform software fed switch active mpls forwarding label 17 detail

LENTRY:label:17 nobj:(LB, 108) lentry\_hdl:0x64000005  
modify\_cnt:1 backwalk\_cnt:0  
lspa\_handle:0  
AAL: id:1677721605 lbl:17  
eos0:[adj\_hdl:0xa0000002, hw\_hdl:0x7f0650a5c8e8]  
eos1:[adj\_hdl:0xa0000002, hw\_hdl:0x7f0650a5b908]  
deagg\_vrf\_id = 0 lspa\_handle:0  
LB:obj\_id:108 link\_type:IP num\_choices:2 Flags:0  
mpls\_ecr:1 local\_label:17 path\_inhw:2 ecrh:0xa0000002 old\_ecrh:0  
modify\_cnt:0 bwalk\_cnt:0 subwalk\_cnt:0 finish\_cnt:0  
bwalk:[req:0 in\_prog:0 nested:0]  
AAL: ecr:id:2684354562 af:0 ecr\_type:0 ref:7 ecrh:0x7f0650a62888(28:2)  
hwhdl:1353066632 ::0x7f0650a60998,0x7f0650a630d8,0x7f0650a60998,0x7f0650a630d8  
Sw Enh ECR scale: objid:108 llabel:17 eos:1 #adjs:2 mixed\_adj:0  
reprogram\_hw:0 ecrhdl:0xa0000002 ecr\_hwhdl:0x7f0650a62888  
mod\_cnt:0 prev\_npath:0 pmismatch:0 pordermatch:0  
ecr\_adj: id:436207667 is\_mpls\_adj:1 l3adj\_flags:0x100000  
recirc\_adj\_id:2113929262  
sih:0x7f0650a60998(178) di\_id:20507 rih:0x7f0650a60378(50)  
adj\_lentry [eos0:0x7f0650a877d8 eos1:0x7f0650a1cf78]  
ecr\_adj: id:3976200246 is\_mpls\_adj:1 l3adj\_flags:0x100000  
recirc\_adj\_id:1509949487

```

    sih:0x7f0650a630d8(179) di_id:20507 rih:0x7f0650a62b18(51)
    adj_lentry [eos0:0x7f0650a87a48 eos1:0x7f0650ald188]
    ecr_prefix_adj: id:2919235640 (ref:1)
    sih:0x7f0650a87558(180) di_id:20507 rih:0x7f0650a871d8(68)
    LABEL:objid:106 link_type:MPLS local_label:17 outlabel:(16, 0) <-- Used in previous
commands
    flags:0x1:(REAL,) pdfflags:0:(INSTALL_HW_OK,) adj_handle:0x1a000033
    unsupported recursion:0 olbl_changed 0 local_adj:0 modify_cnt:0
    bwalk_cnt:0 subwalk_cnt:0 collapsed_oce:0
    AAL: id:436207667 lbl:0 smac:70d3.79be.ae71 dmac:d4ad.71b5.ddd6
    sub_type:0 link_type:2 adj_flags:0 label_type:2 rewrite_type:PSH1(119)
    vlan_id:0 vrf_id:0 ri:0x7f0650a67d48, ri_id:0x3a phdl:0x9f00004b, ref_cnt:1
    si:0x7f0650a65408, si_id:0x4010, di_id:0x535f
    ADJ:objid:75 {link_type:MPLS ifnum:0x36, si:0x35000023, }
    LABEL:objid:107 link_type:MPLS local_label:17 outlabel:(16, 0) <-- Used in previous
commands
    flags:0x1:(REAL,) pdfflags:0:(INSTALL_HW_OK,) adj_handle:0xed000036
    unsupported recursion:0 olbl_changed 0 local_adj:0 modify_cnt:0
    bwalk_cnt:0 subwalk_cnt:0 collapsed_oce:0
    AAL: id:3976200246 lbl:0 smac:70d3.79be.ae61 dmac:d4ad.71b5.ddf1
    sub_type:0 link_type:2 adj_flags:0 label_type:2 rewrite_type:PSH1(119)
    vlan_id:0 vrf_id:0 ri:0x7f0650a6f4f8, ri_id:0x40 phdl:0x8400004c, ref_cnt:1
    si:0x7f0650a73088, si_id:0x4013, di_id:0x5360
    ADJ:objid:78 {link_type:MPLS ifnum:0x37, si:0xa2000025, }

```

## Solucionar problemas de escala de hardware

Esta seção disponibiliza informações para a solução de problemas de configuração.

### Syslogs de hardware MPLS

Se você ficar sem um recurso específico, como rótulos MPLS, a mensagem SYSLOG será gerada pelo sistema.

#### Pontos principais a serem lembrados

- O RÓTULO MPLS é usado para a **disposição do rótulo**. (Este recurso é consumido quando os prefixos são aprendidos de um CE local)
- O LSPA é usado para **imposição de rótulo**. (Este recurso é consumido quando os prefixos são aprendidos de um PE remoto)

#### Mensagem de registro MPLS

%FED\_L3\_ERRMSG-3-RSRC\_ERR:  
Switch 1 R0/0: alimentado: falha ao alocar recurso de hardware para **entrada de fib devido à exaustão do recurso de hardware**

#### Definição

O hardware reservado para prefixos IP está sem espaço (EM ou TCAM)

#### Ação de Recuperação

Execute uma destas ações para reduzir o número de prefixos aprendidos pelo **PE local** ou re

1. Resuma os prefixos em CE
2. Alterar o modo de alocação de rótulo de per-prefix para per-vr

Execute uma destas ações para reduzir o número de rótulos us

no **PE local**:

1. Resuma os prefixos no CE l
2. Alterar o modo de alocação de rótulo de per-prefix para per-vr

%FED\_L3\_ERRMSG-3-  
**mpls\_out\_of\_resource**: Switch 1 R0/0: alimentação: **Sem recurso para MPLS LABEL ENTRY**. Falha ao programar o rótulo local:8205 (8192/8192) no hardware

**Alocação de rótulo local**: o hardware reservado para rótulos locais de MPLS está sem espaço (EM ou TCAM)

%FED\_L3\_ERRMSG-3-MPLS\_LENTRY\_PAUSE: Switch 1 R0/0: alimentação: **Limite crítico atingido para o recurso MPLS LABEL ENTRY. Criação de entrada PAUSADA.**

**Alocação de rótulo local:** O hardware reservado para as etiquetas locais de MPLS está sem espaço (EM ou TCAM)

PE local  
Execute uma destas ações para reduzir o número de rótulos us no **PE local**:

1. Resuma os prefixos no CE I ou no PE local
2. Alterar o modo de alocação de rótulo de per-prefix para per-vr PE local

Execute uma destas ações para reduzir o número de rótulos us em **PE remoto**:

1. Resuma prefixos em CE rem ou PE remoto
2. Alterar o modo de alocação de rótulo de per-prefix para per-vr PE remoto

%FED\_L3\_ERRMSG-3-mpls\_out\_of\_resource: Switch 1 R0/0: alimentação: **Sem recurso para LSPA MPLS. Falha ao programar no hardware**

**Alocação remota de rótulo:** o hardware reservado para rótulos remotos LSPA ficou sem espaço

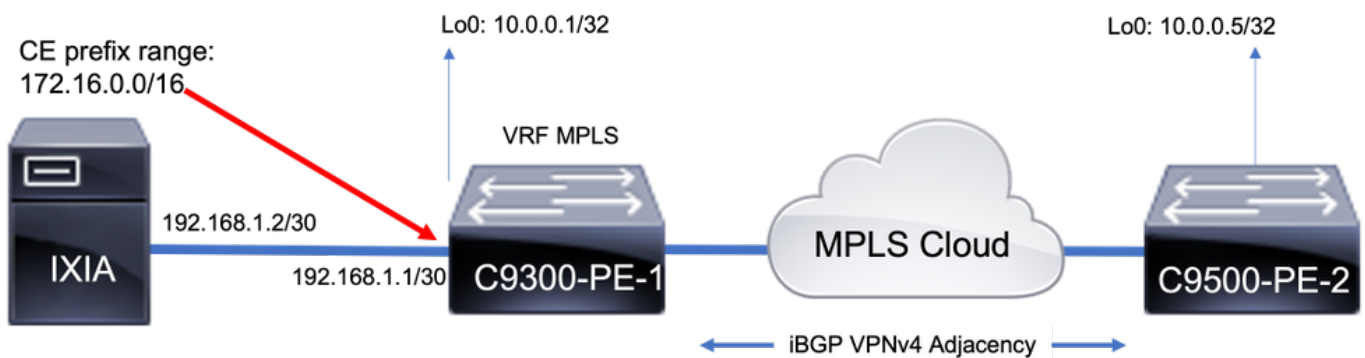
## Comandos de validação de hardware

O comando **show platform hardware fed active fwd-asic resource tcam** use é o primeiro lugar que você deseja avaliar se tem um problema de escala de hardware. Ele exibe informações por ASIC.

Esta seção mostra um prefixo de aprendizagem PE do BGP em Vrf MPLS com os parâmetros descritos aqui:

- A alocação de rótulo por prefixo padrão é usada
- PE é C9300-48U com Cisco IOS-XE 17.3.4
- CE é Ixia como um vizinho de BGP que anuncia prefixos a uma interface em VRF MPLS
- O comprimento do prefixo usado é /28. Assim, a plataforma usa TCAM para comprimentos de prefixo /31 ou menor
- Esta plataforma usa memória EM para rótulos MPLS/BGP primeiro e depois transborda para TCAM se EM ficar cheio

## Topologia



## Uso de recursos da linha de base

Antes da adição de qualquer prefixo, há uma utilização básica:

- Essa linha de base foi tomada depois que os vizinhos LDP MPLS foram formados na tabela global

- Nessa linha de base, os prefixos VPNv4 são adicionados ao VRF MPLS
- Seus números de linha de base podem variar. Depende do que já está programado no switch

**Note:** Neste exemplo, os prefixos são adicionados de um lado CE-PE, o que resulta em recursos como LSPA alocados apenas no PE remoto que precisa usar uma pilha de rótulos para alcançar. Em cenários reais, o recurso seria alocado em ambos os dispositivos PE.

C9300-48U#show version | inc IOS

Cisco IOS XE Software, Version 17.03.04

Cisco IOS Software [Amsterdam], Catalyst L3 Switch Software (CAT9K\_IOSXE), Version 17.3.4, RELEASE SOFTWARE (fc3)

C9300-48U#show platform hardware fed switch active fwd-asic resource tcam utilization

Codes: EM - Exact\_Match, I - Input, O - Output, IO - Input & Output, NA - Not Applicable

CAM Utilization for ASIC [0]

Table	Subtype	Dir	Max	Used	%Used	V4	V6	MPLS
Other								
-----								
Mac Address Table	EM	I	32768	20	0.06%	0	0	0
20								
Mac Address Table	TCAM	I	1024	21	2.05%	0	0	0
21								
L3 Multicast	EM	I	8192	0	0.00%	0	0	0
0								
L3 Multicast	TCAM	I	512	9	1.76%	3	6	0
0								
L2 Multicast	EM	I	8192	0	0.00%	0	0	0
0								
L2 Multicast	TCAM	I	512	11	2.15%	3	8	0
0								
<b>IP Route Table</b>	<b>EM</b>	<b>I</b>	<b>24576</b>	<b>23</b>	<b>0.09%</b>	<b>14</b>	<b>0</b>	<b>9</b>
<b>0 &lt;-- 23 EM (hash) base usage</b>								
<b>IP Route Table</b>	<b>TCAM</b>	<b>I</b>	<b>8192</b>	<b>25</b>	<b>0.31%</b>	<b>12</b>	<b>10</b>	<b>2</b>
<b>1 &lt;-- 25 TCAM base usage</b>								

C9300-48U#show platform software fed switch active mpls summary | b Resource shar

Resource sharing info:

SI: 4/65536

RI: 10/65536

Well Known Index: 49/2048

Tcam: 21/57344

lv1\_ecr: 0/64

lv2\_ecr: 0/256

lspa: 0/16385

label\_stack\_id: 2/65537

vpn\_spoke\_id: 0/255

indirect\_si: 0/255

**RSM resource database stats:**

Num of (L3+mpls) ADJ entries allocated: 36/131072

**Num of LABEL entries allocated: 4/8192** <-- Baseline label usage = 4 (label entries allocated on local PE-CE side)

**Num of LSPA entries allocated: 0/8192** <-- LSPA resource used when prefix learnt from another PE, not from a local CE (The SDM template determines max value)

Num of local adjs in mpls adjs: 3

Num of SI stats allocated: 6/49152

Adjs stats allocated by MPLS:

Num of mpls adjs: 11

Num of L3 adjs: 0



```

Num of VPN prefix_id: 0
<...snip...>
Other MPLS resource alloc error stats: <-- reported resource allocation issues shown here
LENTRY out-of-resource errors: 0
LENTRY general errors: 0
LSPA out-of-resource errors: 0
LSPA general errors: 0
ADJ out-of-resource errors: 0
SI stats alloc error: 0
MPLS ADJ stats error: 0
MPLS ADJ stats last error rc: 0

```

**Observação:** SI/RI/DI são recursos necessários para a gravação de pacotes, porta de destino e assim por diante. Para solucionar problemas com SI/DI/RI, consulte o artigo [Understanding Hardware Resources on Catalyst 9000 Switches](#)

## Adicionar prefixos 1000 BGP VPNv4

Vizinho (Ixia) criado com 1000 prefixos adicionados ao VRF MPLS do CE

9300 PE local (conectado ao CE)

```

C9300-48U#show bgp vpnv4 unicast all summary
BGP router identifier 10.0.0.1, local AS number 65000
<...snip...> Neighbor V AS MsgRcvd MsgSent TblVer InQ OutQ Up/Down State/PfxRcd 10.0.0.5 4 65000
102 304 3001 0 0 01:28:23 0 192.168.1.2 4 65005 102 5 3001 0 0
00:00:58 1000 <-- PE learns 1000 prefixes from CE device
C9300-48U#show bgp vpnv4 unicast all | count /28
Number of lines which match regexp = 1000 <-- All 1000 prefixes are /28
C9300-48U#show platform hardware fed switch active fwd-asic resource tcam utilization
Codes: EM - Exact_Match, I - Input, O - Output, IO - Input & Output, NA - Not Applicable

CAM Utilization for ASIC [0]
Table Subtype Dir Max Used %Used V4 V6 MPLS
Other
-----
-----
Mac Address Table EM I 32768 20 0.06% 0 0 0
20
Mac Address Table TCAM I 1024 21 2.05% 0 0 0
21
L3 Multicast EM I 8192 0 0.00% 0 0 0
0
L3 Multicast TCAM I 512 9 1.76% 3 6 0
0
L2 Multicast EM I 8192 0 0.00% 0 0 0
0
L2 Multicast TCAM I 512 11 2.15% 3 8 0
0
IP Route Table EM I 24576 2023 8.23% 14 0 2009
0
IP Route Table TCAM I 8192 1025 12.51% 1012 10 2
1

<-- 25 base + 1000 /28 prefixes = 1025 TCAM entries
<-- MPLS labels are added to EM, and each MPLS label uses 2 entries (one IPv4 prefix, and one MPLS label results in 3 entries used in hardware)

```

```

C9300-48U#show platform software fed switch active mpls summary | b Resource shar

```

Resource sharing info:

SI: 4/65536
RI: 1010/65536
Well Known Index: 49/2048
Tcam: 1021/57344
lv1\_ecr: 0/64
lv2\_ecr: 0/256
lspa: 0/16385
label\_stack\_id: 1002/65537
vpn\_spoke\_id: 0/255
indirect\_si: 0/255

RSM resource database stats:

Num of (L3+mpls) ADJ entries allocated: 1036/131072

Num of LABEL entries allocated: 1004/8192

<-- Increased by 1000 on local PE

Num of LSPA entries allocated: 0/8192

<-- No prefixes learnt from remote

PE, no LSPA allocated

Num of local adjs in mpls adjs: 3
Num of SI stats allocated: 1006/49152
Adjs stats allocated by MPLS:
Num of mpls adjs: 1011
Num of L3 adjs: 0
Num of VPN prefix\_id: 0

<...snip...>

Other MPLS resource alloc error stats: <-- no resource allocation issues

LENTY out-of-resource errors: 0
LENTY general errors: 0
LSPA out-of-resource errors: 0
LSPA general errors: 0
ADJ out-of-resource errors: 0
SI stats alloc error: 0
MPLS ADJ stats error: 0
MPLS ADJ stats last error rc: 0

<-- Resources shown in baseline outputs are now increased by 1000

PE remoto 9500H (aprendido sobre MPLS)

C9500-24Y4C#show platform hardware fed active fwd-asic resource tcam utilization

Codes: EM - Exact\_Match, I - Input, O - Output, IO - Input & Output, NA - Not Applicable

CAM Utilization for ASIC [0]

Table with 9 columns: Table, Subtype, Dir, Max, Used, %Used, V4, V6, MPLS. Rows include Mac Address Table, L3 Multicast, L2 Multicast, IP Route Table, and CTS Cell Matrix/VPN.

Label TCAM 0 768 9 1.17% 0 0 8 1

<-- 1000 /28 IPv4 prefixes learned from remote PE (On the 9500HP these /28 prefixes are be stored in EM/LPM memory, not TCAM)

<-- Hardware shared between CTS and VPN (resource is used when prefixes learned PE-PE, label imposition)

C9500-24Y4C#show platform software fed active mpls summary | b Resource shar

Resource sharing info:

SI: 4/131072

RI: 11/98304

Well Known Index: 48/2048

Tcam: 20/245760

lv1\_ecr: 0/64

lv2\_ecr: 0/256

lspa: 1000/65536

label\_stack\_id: 2/65537

vpn\_spoke\_id: 0/255

indirect\_si: 0/255

**RSM resource database stats:**

Num of (L3+mpls) ADJ entries allocated: 37/196608

**Num of LABEL entries allocated: 4/45056**

<-- LABEL does not increase (no

prefixes learnt from a local CE)

**Num of LSPA entries allocated: 1000/32768**

<-- LSPA usage increased by 1000

(these prefixes require label stack to reach)

Num of local adjs in mpls adjs: 4

Num of SI stats allocated: 6/49152

Adjs stats allocated by MPLS:

Num of mpls adjs: 12

Num of L3 adjs: 0

Num of VPN prefix\_id: 1000

AL MPLS SI/RI resource alloc stats:

SI allocated: 1

RI allocated: 6

SI\_STATS allocated: 6

Unknowns allocs: 0

Alloc no resource: 0

Alloc errors: 0

Free errors: 0

Invalid free: 0

Free unknown: 0

**Other MPLS resource alloc error stats:**

<-- no resource allocation issues

LENTY out-of-resource errors: 0

LENTY general errors: 0

LSPA out-of-resource errors: 0

LSPA general errors: 0

ADJ out-of-resource errors: 0

SI stats alloc error: 0

MPLS ADJ stats error: 0

MPLS ADJ stats last error rc: 0

<-- Different resources are allocated to reach a local prefix (LABEL) versus a remote prefix (LSPA)

**Note:** Para obter informações gerais sobre a TCAM do Catalyst 9000, ou detalhes sobre como verificar a TCAM para outros recursos, consulte o artigo [Understanding Hardware Resources on Catalyst 9000 Switches](#).

**Note:** ADJ (adjacências) são um recurso compartilhado. Para solucionar problemas com o ADJ, consulte o artigo [Understand Hardware Resources on Catalyst 9000 Switches](#).

## Rótulo MPLS e limite de escala IPv4 e correção

Na maioria dos casos, quando o recurso MPLS é usado e muitos recursos de hardware são consumidos, uma alteração na alocação de rótulo de (padrão) por prefixo para por vrf pode ajudar. Neste exemplo, considere a alocação de recursos antes e depois (**neste caso, o 9500 é o dispositivo CE-PE**).

### ### Usage with per-prefix label allocation ###

C9500-24Y4C#show platform hardware fed active fwd-asic resource tcam utilization

Codes: EM - Exact\_Match, I - Input, O - Output, IO - Input & Output, NA - Not Applicable

CAM Utilization for ASIC [0]

Table	Subtype	Dir	Max	Used	%Used	V4	V6	MPLS
Other								
-----								
-----								
Mac Address Table	EM	I	32768	19	0.06%	0	0	0
19								
Mac Address Table	TCAM	I	768	21	2.73%	0	0	0
21								
L3 Multicast	EM	I	32768	0	0.00%	0	0	0
0								
L3 Multicast	TCAM	I	768	6	0.78%	3	3	0
0								
L2 Multicast	TCAM	I	2304	7	0.30%	3	4	0
0								
<b>IP Route Table</b>	<b>EM/LPM</b>	<b>I</b>	<b>212992</b>	<b>3023</b>	<b>1.42%</b>	<b>1014</b>	<b>0</b>	<b>2009</b>
<b>0</b>	<b>&lt;-- 1 IPv4 prefix entry + 2 entries for labels (2 labels created per every 1 IPv4 prefix)</b>							
IP Route Table	TCAM	I	1536	17	1.11%	12	3	2
0								

### ### New usage after change to per-vrf lable allocation ###

C9500-24Y4C(config)#mpls label mode vrf MPLS protocol all-afs per-vrf

C9500-24Y4C#show bgp vpnv4 unicast all BGP table version is 164901, local router ID is 10.0.0.5

```
Network          Next Hop          Metric LocPrf Weight Path
Status codes: s suppressed, d damped, h history, * valid, > best, i - internal,
               r RIB-failure, S Stale, m multipath, b backup-path, f RT-Filter,
               x best-external, a additional-path, c RIB-compressed,
               t secondary path, L long-lived-stale,
Origin codes: i - IGP, e - EGP, ? - incomplete
RPKI validation codes: V valid, I invalid, N Not found
Network Next Hop Metric LocPrf Weight Path
Route Distinguisher: 1:1 (default for vrf MPLS) *> 172.30.0.0/24 192.168.3.2 2219
0 65100 65101 65102 65103 {65104} e
<...snip...>
```

C9500-24Y4C#show bgp vpnv4 unicast all 172.30.0.0

BGP routing table entry for 1:1:172.30.0.0/24, version 163902

Paths: (1 available, best #1, table MPLS)

Advertised to update-groups:

8

Refresh Epoch 1

65100 65101 65102 65103 {65104}

192.168.3.2 (via vrf MPLS) from 192.168.3.2 (192.168.3.2)

Origin EGP, metric 2219, localpref 100, valid, external, best

Extended Community: RT:1:1

mpls labels in/out IPv4 VRF Aggr:18116/nolabel <-- Verify you see a 'VRF Aggr' label

type

rx pathid: 0, tx pathid: 0x0

### Usage with per-vrf label allocation ###

Allocation on both local and remote PE is dramatically reduced via change to label allocation mode

local switch (PE-CE)

C9500-24Y4C#show platform hardware fed active fwd-asic resource tcam utilization

Codes: EM - Exact\_Match, I - Input, O - Output, IO - Input & Output, NA - Not Applicable

CAM Utilization for ASIC [0]

Table	Subtype	Dir	Max	Used	%Used	V4	V6	MPLS
Other								
-----								
-----								
Mac Address Table 19	EM	I	32768	19	0.06%	0	0	0
Mac Address Table 21	TCAM	I	768	21	2.73%	0	0	0
L3 Multicast 0	EM	I	32768	0	0.00%	0	0	0
L3 Multicast 0	TCAM	I	768	6	0.78%	3	3	0
L2 Multicast 0	TCAM	I	2304	7	0.30%	3	4	0
<b>IP Route Table 0</b>	<b>EM/LPM</b>	<b>I</b>	<b>212992</b>	<b>1025</b>	<b>0.48%</b>	<b>1014</b>	<b>0</b>	<b>11</b>
<b>&lt;-- one local LABEL used to reach the CE learnt prefixes</b>								
IP Route Table 0	TCAM	I	1536	17	1.11%	12	3	2
QOS ACL 10	TCAM	I	1024	45	4.39%	15	20	0

remote switch (PE-PE)

C9300-48U#show platform hardware fed switch active fwd-asic resource tcam utilization

Codes: EM - Exact\_Match, I - Input, O - Output, IO - Input & Output, NA - Not Applicable

CAM Utilization for ASIC [0]

Table	Subtype	Dir	Max	Used	%Used	V4	V6	MPLS
Other								
-----								
-----								
<...snip...>								
IP Route Table 0	EM	I	24576	23	0.09%	14	0	9
<b>IP Route Table 1</b>	<b>TCAM</b>	<b>I</b>	<b>8192</b>	<b>1025</b>	<b>12.51%</b>	<b>1012</b>	<b>10</b>	<b>2</b>
<b>&lt;-- Still 1:1 usage for IPv4 prefixes</b>								
<...snip...>								
CTS Cell Matrix/VPN								
Label 0	EM	O	8192	1	0.01%	0	0	1
<b>&lt;-- one remote LSPA used to reach the PE learnt prefixes</b>								

Note: O uso de recursos no resumo de mpls ativos do switch alimentado por software da plataforma também mostra essa redução no LABEL ou LSPA (o que for aplicável).

## Comandos para TAC

Os problemas de recursos de hardware mais comuns relacionados ao MPLS são abordados

neste guia, com as etapas de correção apropriadas. No entanto, caso este guia não resolva seu problema, colete a lista de comandos mostrada e anexe-os à solicitação de serviço.

```
show ip route summary
show ip bgp vpnv4 all | redirect flash:bgp_vpnv4_all
show ip bgp vpnv4 all summary
show ip route vrf <vrf-name> summary
show mpls forwarding-table summary
show ip cef vrf <name> | redirect flash:sh_ip_cef_vrf_<name>
show ip cef vrf <name> summary
show platform software fed switch active ip route summary
show platform software mpls switch <all switches> f0 forwarding-table
show platform software mpls switch <all switches> f0 label
show platform software mpls switch <all switches> f0 eos
show platform software object-manager switch <all switches> f0 error-object
show platform software object-manager switch <all switches> f0 pending-issue-update
show platform software fed switch <all switches> mpls label_oce all detail
show platform software fed switch <all switches> mpls eos all det
show platform software fed switch <all switches> mpls summary
show platform software fed switch active mpls forwarding all detail
show platform software object-manager switch 1 f0 statistics
show tech-support mpls | redirect flash:sh_tech_mpls
show logging | redirect flash:sh_logging_console
show platform hard fed switch active fwd resource tcam table sghash asic 0 format 0 | redirect
flash:vpn_lspa
```

```
request platform software trace archive last 30 days target flash
```

## Informações Relacionadas

[Suporte Técnico e Documentação - Cisco Systems](#)

[Guia de Configuração de Multiprotocol Label Switching \(MPLS\), Cisco IOS XE Cupertino 17.7.x \(Switches Catalyst 9300\)](#)

[Guia de Configuração de Multiprotocol Label Switching \(MPLS\), Cisco IOS XE Cupertino 17.7.x \(Switches Catalyst 9500\)](#)

[Entender os recursos de hardware nos switches Catalyst 9000](#)